



CAYMAN ISLANDS
GOVERNMENT

Unaudited Quarterly Financial Report



Nine-month Period Ended 30 September 2025

Core Government

Prepared by:

Ministry of Finance and Economic Development
Government of the Cayman Islands
Government Administration Building
P.O. Box 106
Grand Cayman KY1-9000
Cayman Islands

Tel:(345) 949-7900

Government of the Cayman Islands

Foreword

This financial report presents unaudited financial information, along with an analysis and commentary thereof, for the Third quarter, of the 2025 Financial Year, ended 30 September 2025 (the “period”) for Core Government.

Amounts herein are stated in Cayman Islands Dollars. The results of Core Government along with, Statutory Authorities and Government Companies (“SAGCs”) are shown in the Statement of Financial Performance and, collectively, SAGCs and Core Government, are referred to in this report as the Entire Public Sector (“EPS”).

The information contained herein is based on records obtained from the General Ledger of the Government’s financial management system. It is also based on the representations and judgments provided by the Chief Financial Officers of Ministries, Portfolios, Offices, and SAGCs.

As required by section 29 (1) of the Public Management and Finance Act (2020 Revision) (the “PMFA”), the unaudited quarterly financial report shall be published by notice in the Gazette, within six weeks after the end of each of the first three quarters in each Financial Year.

Government of the Cayman Islands

Contents

| | |
|---|----|
| Executive Summary..... | 5 |
| Third quarter of 2025 Financial Year: Statement of Financial Performance – Core Government | 7 |
| Revenues..... | 8 |
| Coercive Revenue | 8 |
| Sales of Goods and Services..... | 10 |
| Investment Revenue | 10 |
| Expenses | 11 |
| Personnel Costs..... | 11 |
| Supplies and Consumables | 11 |
| Outputs from Statutory Authorities and Government Companies | 12 |
| Outputs from Non-Governmental Suppliers..... | 12 |
| Transfer Payments | 12 |
| Performance of Statutory Authorities and Government Companies | 12 |
| Third quarter of 2025 Financial Year: Statement of Financial Position – Core Government | 13 |
| Cash..... | 14 |
| Borrowings | 14 |
| Responsible Financial Management | 17 |
| Third quarter of 2025 Financial Year: Statement of Cash Flows – Core Government..... | 19 |
| Operating Activities..... | 20 |
| Investing Activities | 20 |
| Financing Activities | 20 |
| Capital Expenditures | 21 |
| Conclusion..... | 22 |
| Notes to the 2025 Financial Year’s Third quarter - Statement of Financial Performance (Unaudited) | 23 |
| Details of Capital Expenditures & Equity Investments | 35 |
| Capital Projects | 37 |
| Investment in Statutory Authorities & Government Companies | 39 |

Government of the Cayman Islands

Executive Summary

The unaudited financial results of the Core Government for the nine-month period ended 30 September 2025 show a \$119.3 million surplus (\$137.4 million for the EPS). Net Assets of the Government were \$2.6 billion, with overall bank account balances of \$392.8 million in cash and deposits.

When combined with the performance of SAGCs, the overall surplus (\$137.4 million) was \$36.6 million higher than the \$100.8 million EPS surplus that the 2025 Budget anticipated for the period. This was primarily due to higher coercive revenues (a positive variance of \$43.6 million – as per page 7), higher Investment Revenues (a positive variance of \$9.8 million – as per page 7), complemented by lower levels of expenditure in Personnel Costs (a positive variance of \$14.3 million – as per page 7) and Supplies and Consumables (a positive variance of \$9.0 million – as per page 7); offset by higher than budgeted levels of expenditure in Outputs from SAGCs (a negative variance of \$15.7 million – as per page 7), Outputs from Non-Governmental Suppliers (a negative variance of \$29.3 million – as per page 7), and Transfer Payments (a negative variance of \$31.1 million – as per page 7).

Compared to the same period in the prior year, Total Revenues of Core Government have increased by \$56.5 million. Additionally, Total Expenses of Core Government have risen by \$72.9 million for the comparable period. SAGCs' results through the Third quarter were a positive variance of \$5.2 million when compared to the same period in 2024. Overall Net Surplus for the EPS declined by \$11.2 million when compared to the results through the Third quarter of 2024.

Adherence to fiscal policy continues to yield significant overall cash and deposit balances held by Core Government. Operating Cash and Deposits were \$195.4 million and Reserves and Restricted Deposits were \$197.4 million, for a total Cash and Deposits balance of \$392.8 million.

It should also be noted that year to date savings in expenses, such as Personnel Costs and Supplies and Consumables, may not translate into full year savings and may be due to timing differences. Vacant posts and delayed projects will impact current costs reflected in Personnel Costs and Supplies and Consumables, respectively.

A summary of the financial results, financial positions and cash flows, is presented on page 6.

Government of the Cayman Islands

Executive Summary: Third quarter of 2025 Financial Year

| All Figures are stated in CI Dollars (Unaudited) | | | | |
|--|--|--|--|--------------------|
| Prior Year Actual 1 January 2024 - 30 September 2024 \$000s | | Current Year Actual 1 January 2025 - 30 September 2025 \$000s | Current Year Budget 1 January 2025 - 30 September 2025 \$000s | Variance \$000s |
| FINANCIAL PERFORMANCE | | | | |
| 913,965 | Operating Revenue | 970,448 | 914,487 | 55,961 |
| 778,252 | Operating Expenses, Financing Costs and Non-Operating Costs | 851,132 | 811,968 | (39,164) |
| 135,713 | Operating Surplus of Central Government | 119,316 | 102,520 | 16,797 |
| 12,910 | Surplus/(Deficit) Made by SAGCs | 18,098 | (1,720) | 19,818 |
| 148,623 | Surplus of the Entire Public Sector | 137,414 | 100,800 | 36,614 |
| FINANCIAL POSITION | | | | |
| Prior Year Actual As at 30 September 2024 \$000s | | Current Period Actual As at 30 September 2025 \$000s | Prior Quarter Actual As at 30 June 2025 \$000s | Change \$000s |
| 420,874 | Debt Balance at Period-End | 393,605 | 380,951 | 12,654 |
| 2,306,466 | Net Assets | 2,579,936 | 2,614,652 | (34,717) |
| CASH BALANCES | | | | |
| Prior Year Actual As at 30 September 2024 \$000s | | Current Period Actual As at 30 September 2025 \$000s | Prior Quarter Actual As at 30 June 2025 \$000s | Change \$000s |
| 105,053 | Net Cash Flow from/(used in) Operating Activities | 85,968 | 175,348 | (89,380) |
| (17,239) | Net Cash flow (used)/ from in Investment Activities | (99,274) | (158,901) | 59,627 |
| (57,810) | Net Cash Flow (used) by Financing Activities | (26,210) | (36,489) | 10,278 |
| 30,005 | Net Movement in Cash from Period Activities | (39,516) | (20,042) | (19,474) |
| 108,093 | Cash and Cash Equivalents at 1 January (start of year) | 132,523 | 132,523 | - |
| 138,098 | Cash and Cash Equivalents at the End of the Period (Deposits held < 90 days) | 93,007 | 112,481 | (19,474) |
| 346,905 | Fixed Deposits (Maturity > 90 days) | 299,823 | 382,273 | (82,450) |
| 485,002 | Total Cash and Deposits | 392,830 | 494,754 | (101,924) |
| 287,916 | Operating Cash and Deposits | 195,416 | 298,340 | (102,924) |
| 197,086 | Reserve and Restricted Deposits | 197,414 | 196,414 | 1,000 |
| 485,002 | Total Cash and Deposits | 392,830 | 494,754 | (101,924) |

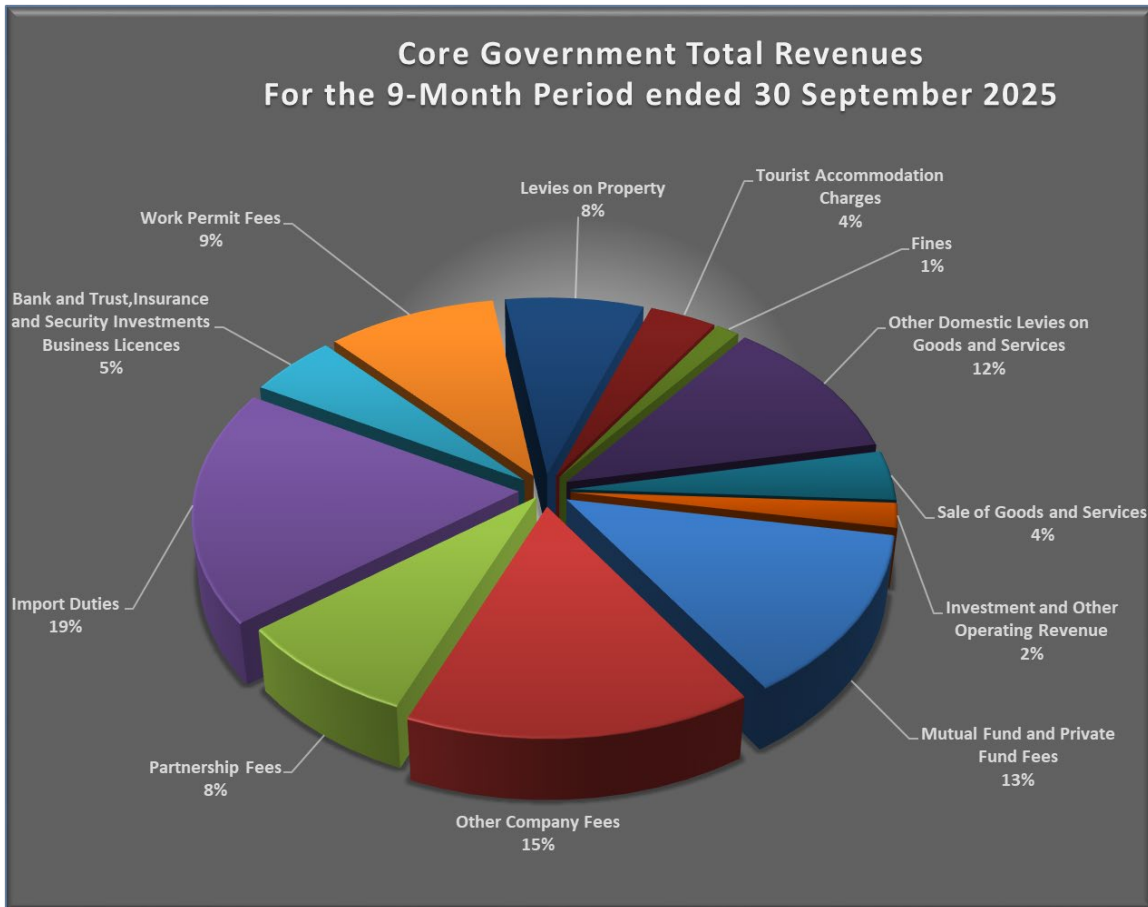
Government of the Cayman Islands

Third quarter of 2025 Financial Year: Statement of Financial Performance – Core Government

| GOVERNMENT OF THE CAYMAN ISLANDS STATEMENT OF FINANCIAL PERFORMANCE For the 9 Month Period Ended 30 September 2025 <i>All figures are stated in CI\$ 000s</i> | | | | | |
|--|---|---|---|--|-------------------------|
| Actual Results 1 January 2024 to 30 September 2024 | | Actual Results 1 January 2025 to 30 September 2025 | Budgeted Results 1 January 2025 to 30 September 2025 | Variance: Year to Date Budget vs. Actual | 2025 Original Budget |
| | Revenues | | | | |
| 848,362 | Coercive Revenue | 913,344 | 869,708 | 43,636 | 1,076,023 |
| 40,706 | Sales of Goods & Services | 38,204 | 37,624 | 580 | 50,970 |
| 23,634 | Investment Revenue | 16,895 | 7,061 | 9,835 | 9,414 |
| 1,073 | Donations | 1,987 | 23 | 1,965 | 30 |
| 190 | Other Revenue | 18 | 72 | (54) | 96 |
| 913,965 | Total Revenues of Core Government | 970,448 | 914,487 | 55,961 | 1,136,533 |
| | Expenses | | | | |
| 341,035 | Personnel Costs | 377,560 | 391,853 | 14,293 | 522,299 |
| 110,636 | Supplies and Consumables | 115,052 | 124,014 | 8,962 | 164,069 |
| 8,732 | Leases | 3,674 | 10,177 | 6,503 | 13,916 |
| 40,958 | Depreciation | 45,888 | 44,557 | (1,331) | 59,521 |
| 12,968 | Finance Costs | 12,292 | 18,496 | 6,204 | 24,661 |
| 952 | Litigation Costs | 973 | 1,459 | 486 | 2,039 |
| 148,690 | Outputs from SAGCs | 153,924 | 138,206 | (15,718) | 186,162 |
| 54,915 | Outputs from Non-Governmental Suppliers | 58,874 | 29,556 | (29,318) | 39,110 |
| 61,070 | Transfer Payments | 79,246 | 48,177 | (31,069) | 64,301 |
| (3,094) | (Gains)/losses on financial instruments | (3,323) | 32 | 3,355 | 43 |
| (2,978) | (Gains)/losses on non-financial instruments | (357) | - | 357 | - |
| - | Impairment of Inventory | 32 | - | (32) | - |
| 4,368 | Other Operating Expenses | 7,297 | 5,442 | (1,855) | 7,255 |
| 778,252 | Total Expenses of Core Government | 851,132 | 811,968 | (39,164) | 1,083,376 |
| 135,713 | Net Surplus/(Deficit) of Core Government | 119,316 | 102,520 | 16,797 | 53,157 |
| 12,910 | Surplus/(Deficit) of SAGCs | 18,098 | (1,720) | 19,818 | (1,986) |
| 148,623 | Net Surplus/(Deficit) of EPS | 137,414 | 100,800 | 36,614 | 51,171 |

The notes which appear on pages 23 to 34 are an integral part of the Statement of Financial Performance.

Revenues



The Total Revenue for the period ended 30 September 2025 was \$970.4 million, which when compared to the same period in 2024 indicates that the nine-month period produced \$56.5 million (6%) higher revenues. The Total Revenue earned were also \$56.0 million more than the 2025 Original Budget mainly due to the favourable variance of \$43.6 million in Coercive Revenues.

Coercive Revenue

(See pages 23 to 26)

Coercive Revenue of \$913.3 million recorded for the period was \$43.6 million more than budgeted expectations and \$65.0 million higher than the prior year-to-date (2024) actual results. The positive variance to budget, (the amount of each variance is shown in brackets in the details that follow), was mainly attributable to:

Other Company Fees – Exempt Companies (\$24.8 million positive variance) were higher than the \$107.0 million expected budgeted amount for the third quarter due to increased registration. When compared to prior year-to-date performance, the 2025 results were \$19.3 million better. Partnership Fees (\$15.2 million positive variance) exceed budget owing to higher than anticipated registration in this category.

Government of the Cayman Islands

Compared to the prior year actual there is an \$9.0 million positive variance. Private Fund Fees (\$9.7 million positive variance) performed better than the \$62.9 million anticipated due to an increase in the volume of funds registered. The current year results for these fees are \$6.6 million higher, when compared to actual results for the prior year-to-date performance. The aforementioned fees are regulatory licences due at the beginning of each calendar year and, typically align favourably with the budget through to the third quarter and then stabilize for the remainder of the year.

Stamp Duty – Land Transfers (\$10.0 million positive variance) was higher due to higher volumes of property transactions coupled with increasing property values. The 2025 duties of \$48.1 million are \$2.5 million more than the comparable period in 2024. DITC Penalties and Fines (\$7.5 million positive variance) are an unbudgeted revenue source as fines charged on breaches of the applicable laws. The 2025 fines are \$4.7 million more than same period in 2024.

Notwithstanding the overall favourable results in revenues, when compared to the 2025 Budget, there were certain areas that fell short of projected expectations; in particular Other Import Duty (\$17.2 million negative variance) and DITC Filing Fees (\$12.7 million negative variance). However, when compared to the results for prior year-to-date Other Import Duties are \$6.1 million more. DITC Filing Fees are a new coercive revenue that was anticipated to commence in 2025; however, a policy decision was made to not commence these fees in 2025.

The third quarter generated coercive revenues of \$185.1 million, which was 5.6%, or \$9.8 million, more than the third quarter of 2024 coercive revenue of \$175.3 million. The majority of this change is attributable to increased Levies on International Trade and Transactions (\$5.3 million positive variance), higher Domestic Levies on Goods and Services (\$6.1 million positive variance), and increased Fines (\$1.8 million, positive variance) offset by a decline in Levies on Property (\$1.1 million negative variance) and Other Executive Revenue (\$2.3 million negative variance).

Foregone Revenues

The value of revenue forgone within the ambit of the Ministry of Finance and Economic Development for the third quarter of 2025, is shown by the table on the next page. Many revenues foregone are statute-based (e.g. Stamp Duty Waivers for First Time Caymanian Property Buyers) and are granted once certain specified criteria in statutes are satisfied, whilst others are based on judgement and discretion.

Government of the Cayman Islands

Foregone Revenues for the Nine-month Period ended 30 September 2025, within the Ambit of Ministry of Finance and Economic Development

| Revenues Forgone in Respect to: | No. of Waivers and Refunds | Total Revenue Forgone 1 January - 30 September 2025 \$000s |
|---|-------------------------------|--|
| Stamp Duty Waivers for First and Second-Time Caymanian Property Buyers | 320 | 7,105 |
| Stamp Duty Waivers - Cayman Brac Concession | 32 | 172 |
| Waiver of Stamp Duty under the Discretion of the Minister of Finance and Economic Development | 41 | 1,824 |
| Refund of Stamp Duty under the Discretion of the Minister of Finance and Economic Development | 6 | 130 |
| Waiver/Refund of Import Duty | 133 | 492 |
| Waiver of Planning Fees | 1 | 2 |
| Totals | 533 | 9,724 |

Sales of Goods and Services

(See pages 23 and 27 to 29)

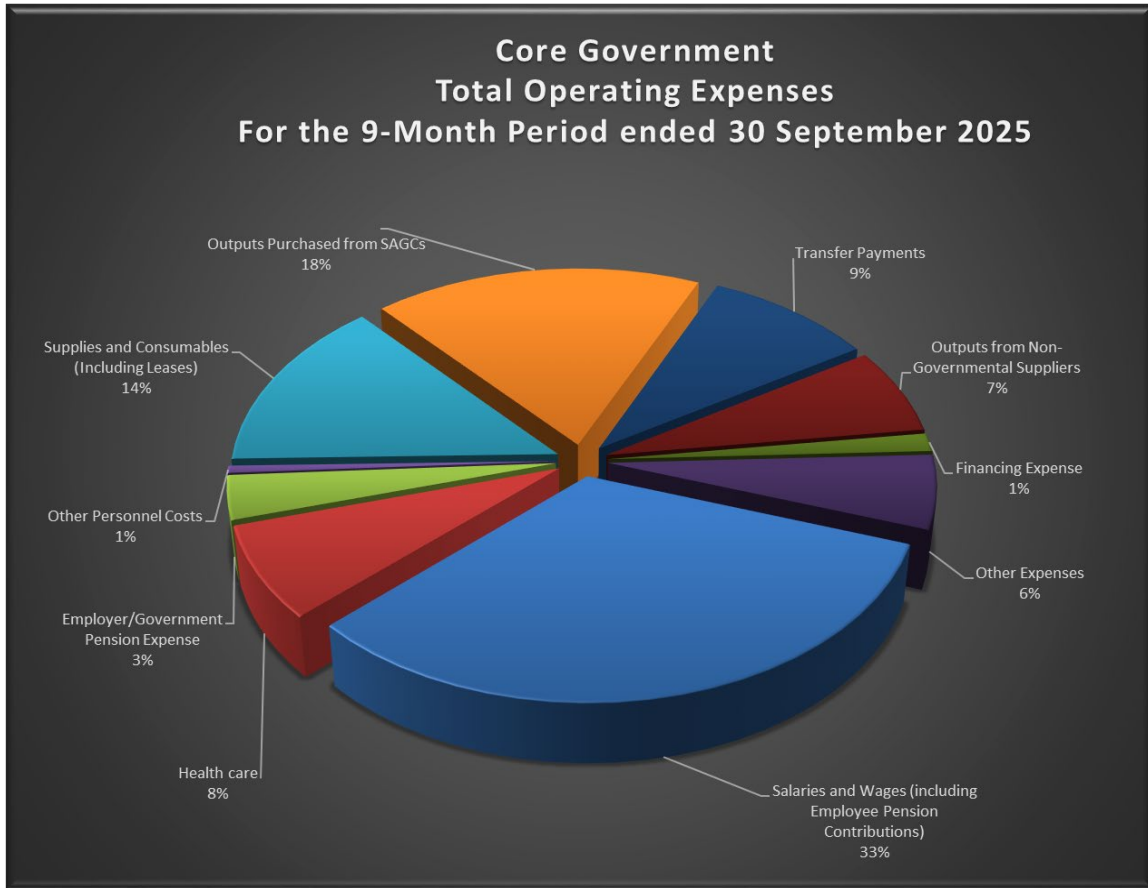
Sales of Goods and Services of \$38.2 million were \$0.6 million more than the 2025 projections, but \$2.5 million less than the prior year-to-date results.

Investment Revenue

(See page 23)

Total Investment Revenue has produced \$16.9 million, which was \$9.8 million more than the 2025 budgeted revenue for the nine-month period. Higher cash balances continually held by the Government, have afforded higher values to be placed on deposit and this has driven higher income earned on investments.

Expenses



Total Operating, Financing and Non-Operating Expenses of Core Government for the nine-month period ended 30 September 2025 were \$851.1 million; this amount is \$39.1 million more than the year-to-date budget of \$812.0 million. Compared to the prior year-to-date actuals, total expenses are \$72.9 million more.

Personnel Costs

(See page 23)

Costs relating to personnel for the first nine months of 2025 amounted to \$377.6 million, resulting in a savings in Personnel Costs of \$14.3 million when compared to a budget of \$391.9 million. This favourable variance is the result of vacant posts across several Ministries, Portfolios and Offices. The 2025 personnel costs are higher than the same period in 2024 by \$36.5 million partly due to the Cost-of-Living Adjustments awarded in January 2025.

Supplies and Consumables

(See page 23)

Expenses for supplies and consumables of 115.1 million were recorded for the nine-month period of 2025, which is \$9.0 million less than the \$124.0 million budgeted. Mainly related to Purchase of Services such

Government of the Cayman Islands

as professional fees, which incurred expenses of \$6.7 million versus a year-to-date budget of \$12.3 million. Supplies and Consumables costs were \$4.5 million higher than prior year-to-date costs of \$110.6 million.

Ministries, Portfolios and Offices anticipate that, as the year progresses, costs will align closer to budgeted projections as more projects come online.

Outputs from Statutory Authorities and Government Companies

(See page 30)

Outputs from SAGCs of \$153.9 million were \$15.7 million more than the anticipated year-to-date budget of \$138.2 million and \$5.2 million more than prior year-to-date actuals. Payments to the Health Services Authority (“HSA”) exceeded the year-to-date budget by \$18.0 million mostly due to the Care of Indigents of \$16.2 million exceeding the budget for this category.

Outputs from Non-Governmental Suppliers

(See page 31)

Outputs from Non-Governmental Suppliers of \$58.9 million were \$29.3 million more than the year-to-date budget and \$4.0 million more than the same period in the prior year. The increase is mainly due to expenditure on Tertiary Care at Local and Overseas Institutions (“NGS 55”) being \$27.4 million more than its year-to-date budget. The costs for NGS 55 are currently \$38.2 million, on par with the prior year-to-date spending.

Transfer Payments

(See page 32)

Transfer Payments of 79.2 million were \$31.0 million more than budgeted for the nine-month period. This variance is mainly due to the overages in spending on Financial Assistance (\$15.7 million negative variance), Scholarships and Bursaries (\$12.5 million negative variance) and Seaman Ex-Gratia (\$3.7 million negative variance). When compared to the prior year-to-date amount of \$61.1 million, the 2025 expenses of \$79.2 million represents an increase of \$18.2 million.

Performance of Statutory Authorities and Government Companies

(See page 34)

SAGCs recorded a combined net Operating Surplus of \$18.1 million for the first nine months of 2025; which was \$19.8 million more favourable than budgeted Operating Deficit of \$1.7 million. Based on the most recent information received from SAGCs, this favourable variance is mainly attributed to results being better than expected at the Cayman Islands Monetary Authority, National Roads and Port Authority. These favourable variances were partially offset by the unfavourable performance of the Cayman Islands Airports Authority.

SAGCs overall performance when compared to the prior year-to-date, is \$5.0 million better.

Government of the Cayman Islands

Third quarter of 2025 Financial Year: Statement of Financial Position – Core Government

| GOVERNMENT OF THE CAYMAN ISLANDS | | | | |
|---|--|----------------------------|-----------------------|----------|
| STATEMENT OF FINANCIAL POSITION | | | | |
| As at 30 September 2025 | | | | |
| <i>All figures are stated in C\$ 000s</i> | | | | |
| As at 30 September 2024 | | As at 30 September 2025 | As at 30 June 2025 | Change |
| | Current Assets | | | |
| 138,098 | Cash and Cash Equivalents | 93,007 | 112,481 | (19,475) |
| 487 | Loans Made | 511 | 486 | 25 |
| 17,981 | Trade Receivables | 12,324 | 5,079 | 7,245 |
| 7,474 | Inventories | 4,674 | 6,157 | (1,483) |
| 346,905 | Marketable Securities | 299,823 | 382,273 | (82,450) |
| 13,890 | Prepayments | 21,170 | 21,726 | (556) |
| 15,485 | Other Receivables | 53,234 | 46,783 | 6,451 |
| 540,320 | Total Current Assets | 484,743 | 574,985 | (90,243) |
| | Non Current Assets | | | |
| 58,030 | Loans Made | 54,644 | 55,488 | (844) |
| 277 | Trade Receivable | 277 | 277 | - |
| 46 | Other Receivables | 58 | 57 | 1 |
| 831 | Investments held in Associates | 831 | 831 | - |
| 2,104,385 | Property, Plant and Equipment | 2,164,387 | 2,161,004 | 3,383 |
| - | Right of Use Assets | 24,146 | 11,996 | 12,150 |
| 591,730 | Net Worth of Public Entities | 661,225 | 615,547 | 45,678 |
| 2,755,299 | Total Non-Current Assets | 2,905,568 | 2,845,200 | 60,368 |
| 3,295,619 | Total Assets | 3,390,311 | 3,420,185 | (29,875) |
| | Current Liabilities | | | |
| 23,956 | Trade Payables | 37,886 | 41,856 | (3,970) |
| 127,459 | Other Payables and Accruals | 120,603 | 129,033 | (8,430) |
| 64,184 | Unearned Revenue | 57,832 | 59,643 | (1,811) |
| 11,918 | Employee Benefits | 14,922 | 15,641 | (719) |
| 48,091 | Borrowings | 48,091 | 48,091 | - |
| 275,608 | Total Current Liabilities | 279,334 | 294,264 | (14,930) |
| | Non-Current Liabilities | | | |
| 372,783 | Borrowings | 345,514 | 332,860 | 12,654 |
| 327,656 | Unfunded Pension Liability | 156,142 | 156,142 | - |
| 13,106 | Other non current liabilities | 29,385 | 22,267 | 7,118 |
| 713,545 | Total Non-Current Liabilities | 531,041 | 511,269 | 19,772 |
| 989,153 | Total Liabilities | 810,375 | 805,533 | 4,842 |
| 2,306,466 | Total Assets Less Total Liabilities | 2,579,936 | 2,614,652 | (34,717) |
| | Net Assets | | | |
| 197,087 | Reserves | 197,414 | 196,414 | 1,000 |
| 913,974 | Revaluation Reserves | 853,506 | 853,506 | - |
| 148,623 | Surplus/(Deficit) for the period | 137,414 | 201,483 | (64,069) |
| 1,046,782 | Accumulated Surplus | 1,391,602 | 1,363,249 | 28,353 |
| 2,306,466 | Total Net Assets | 2,579,936 | 2,614,652 | (34,717) |

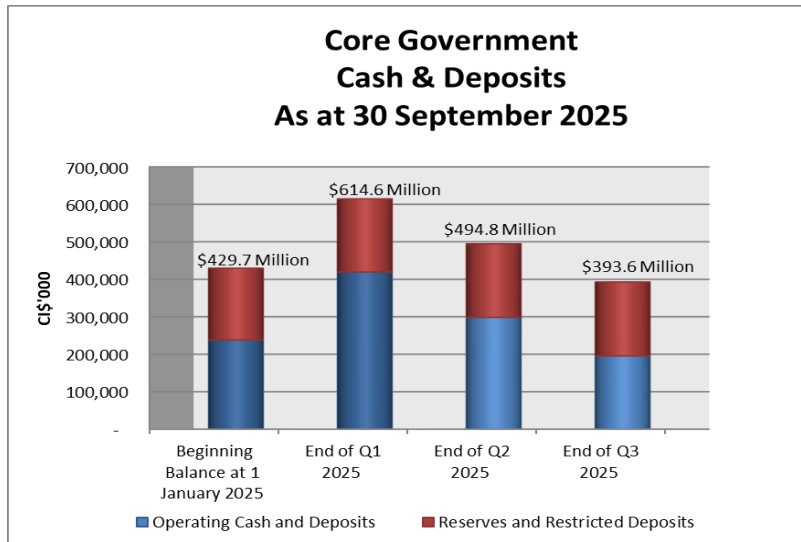
Government of the Cayman Islands

Comments with respect to balances reflected in the **Statement of Financial Position** for the period ended 30 September 2025 are as follows:

Cash

(See page 13)

Cash and Cash Equivalents (including fixed deposits with maturity durations not exceeding 90 days) were \$93.0 million and Marketable Securities (comprised solely of fixed deposits with maturity durations exceeding 90 days but not exceeding one (1) year) were \$299.8 million, for a total of \$392.8 million with respect to bank account balances. Due to the significant cash balances on-hand, the Government continues to place funds on fixed deposits.

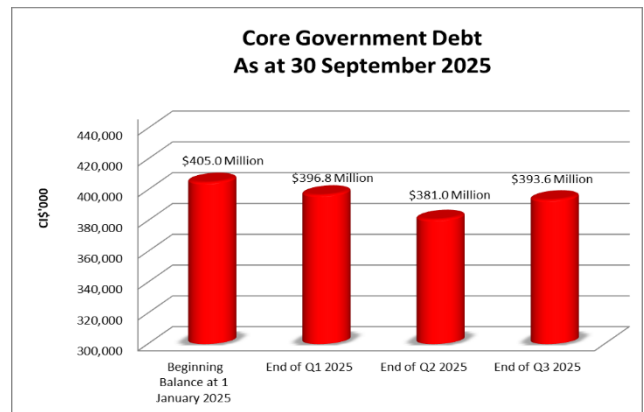


Borrowings

(See page 13)

The Debt Balance which stood at \$393.6 million as at 30 September 2025 (\$48.1 million of which is due within one year). The Debt balance will decline with scheduled principal repayments being made.

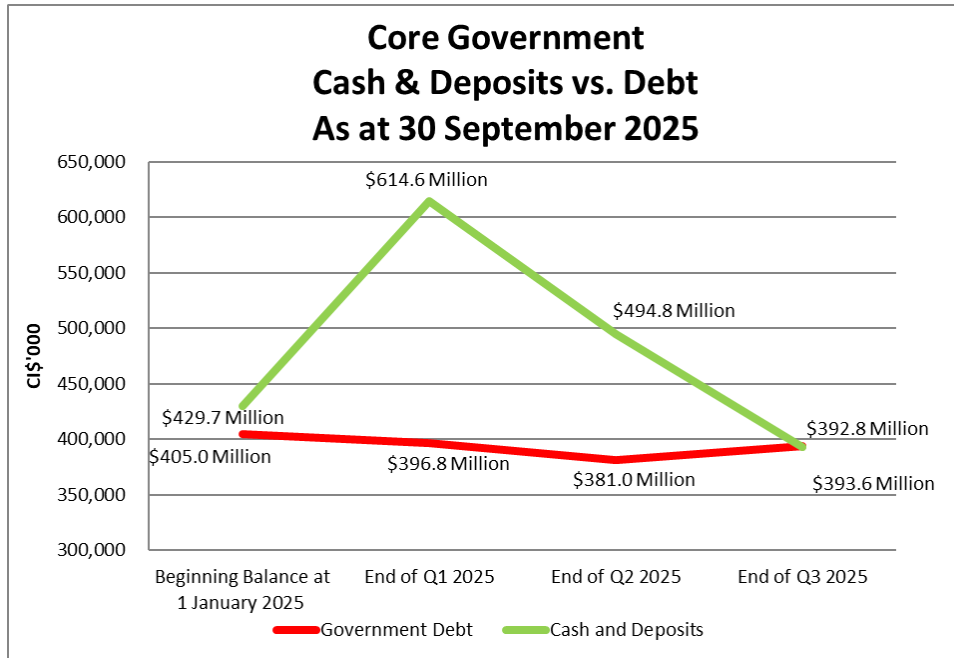
| As at 30 September 2024 | Debt Maturity Profile | As at 30 September 2025 |
|--|------------------------------------|----------------------------|
| \$'000 | | \$'000 |
| <i>Foreign Currency Debt (US\$'s stated in CI\$)</i> | | |
| 48,091 | Not later than one year | 49,487 |
| 48,091 | Between one and two years | 34,064 |
| 98,004 | Between two and five years | 102,192 |
| 226,688 | Later than five years | 207,862 |
| 420,874 | Total Foreign Currency Debt | 393,605 |
| 420,874 | Total Outstanding Debt | 393,605 |



Government of the Cayman Islands

On 31 July 2025, the Government entered into a loan agreement with a local bank to borrow CI\$150.0 million (US\$182.9 million) to provide funding for capital projects. The amount of US\$25.0 million was drawn down on 1 August 2025, in accordance with the loan agreement at an annual interest rate of 5.32%.

The chart below shows the steady improvement cash and debt balances for Core Government, and highlights that cash exceeded debt as at 30 September 2025.



Unfunded Pension Liability

The Unfunded Pension Liability was \$156.1 million (at 31 December 2024) with respect to the Defined Benefit portion of Public Sector pension plans.

Government Guaranteed Loan Programme (“GLP”) for Medium Size Businesses (“MSBs”) and Large Size Businesses (“LSBs”)

On 7 December 2020 the Government entered into an agreement with five (5) participating local banks to guarantee a loan program to offer and provide new credit facilities (“NCFs”) to qualifying MSBs and LSBs that were under financial duress for the purpose of providing critical working capital, critical capital expenditures and loan restructuring necessary for the economic viability of the eligible borrowers. The amounts guaranteed by the Government equal 50% of the aggregate of the outstanding principal, unpaid interest and other NCF costs of the eligible borrowers, provided that at no time the guaranteed amount exceeds \$375,000 for an MSB and \$1,500,000 for an LSB. Ten (10) loans amounting to \$5.3 million have been approved for NCFs under the GGLP. The GGLP was closed on 30 November 2021 and thus Government’s exposure will not increase.

Government of the Cayman Islands

The outstanding principal on these loans at 30 September 2025 was \$3.2 million; and the maximum Government exposure on these GGLP loans was \$1.6 million. For the life of this program one bank has called in the guarantee of one loan totalling \$31.1 thousand which has been paid. No provisions have been made in these financial results for the possibility of a default on the remaining loan amounts.

Loan to the Cayman Islands Airports Authority

An interest free loan of CI\$50.0 million to the Cayman Islands Airports Authority (“CIAA”), in order to complete a number of additional capital works for the enhancement of airport facilities, has been made available by Government. As at 30 September 2025, the balance remaining on the loan is \$44.2 million.

Loan to Cayman Turtle Conservation and Education Centre

An interest free loan of CI\$10.0 million to the Cayman Turtle Conservation and Education Centre (“CTC&EC”) was executed on 17 January 2022. As at 30 September 2025, the full amount of CI\$10.0 million has been drawn-down. A commencement date for repayment of the loan has not yet been established.

Government of the Cayman Islands

Responsible Financial Management

The Table below outlines the requirements of the Principles of Responsible Financial Management.

| Principle | Degree of Compliance | |
|--|--|--|
| | Unaudited Actuals for the 9-month period ended 30 September 2025 | Approved 2025 Budget |
| Core Government Operating Surplus : Should be positive (Operating surplus = Core Government operating revenue – Core Government operating expenses) | Complies Surplus = \$119.3 million | Complies Surplus = \$53.2 million |
| Net Worth: Should be positive (Net worth = Core Government assets – Core Government liabilities) | Complies Net Worth = \$2.6 billion | Complies Net Worth = \$2.2 billion |
| Borrowing: Debt servicing cost for the year should be no more than 10% of Core Government revenue (Debt servicing = interest + other debt servicing expenses + principal repayments for Core Government debt, Public Authorities debt and self-financing loans) | Complies Debt servicing = 5.8% | Complies Debt servicing = 7.8% |
| Net Debt: Should be no more than 80% of Core Government revenue (Net debt = outstanding balance of Core Government debt + outstanding balance of self-financing loan balance + weighted outstanding balance of Public Authorities guaranteed debt - Core Government liquid assets) | Complies Net debt = 11.3% | Complies Net debt = 19.0% |
| Cash Reserves should be no less than estimated executive expenses for 90 Days: (Cash Reserves = Core Government cash and other liquid assets at lowest point) | Complies Cash Reserves = 95.3 days | Complies Cash Reserves = 104.3 days |
| Financial risks should be managed prudently so as to minimise risk | Complies Insurance cover exists for all government buildings, vehicles and major potential liabilities. Hurricane Preparedness Strategy in place. | Complies Insurance cover exists for all government buildings, vehicles and major potential liabilities. Hurricane Preparedness Strategy in place. |

Responsible financial management as defined by section 14(3) of the PMFA is as follows:

- Total core government revenue less total core government expenses (measured using generally accepted accounting practice), should be positive;
- Total core government assets less total core government liabilities (measured using generally accepted accounting practice), should be positive;
- borrowing should not exceed an amount for which the sum of interest, other debt servicing expenses, and principal repayments for a financial year are more than ten percent of core

Government of the Cayman Islands

government revenue (calculated using generally accepted accounting practice) for that financial year, where, for the purposes of this principle, borrowing is defined as all borrowing that is in the name of the Government regardless of whether it is serviced directly by the core government, a statutory authority or government company;

- Net debt should be no more than eighty percent of core government revenue, where, for the purposes of this principle, net debt is defined as:
 - Central government borrowing less core government liquid assets;
 - Borrowing that is serviced directly by a statutory authority or government company but is in the name of the Government; and
 - The percentage of statutory authority and government company debt guaranteed by the Government that regulations made under this Act specify is to be included in the net debt calculation;
- Cash reserves should be maintained at a level no less than the estimated executive expenses (measured using generally accepted accounting practice), for the following ninety days where, for the purpose of this principle, cash reserves are defined as core government cash and cash equivalents, marketable securities and deposits, and other liquid assets, including any amounts held for restricted funds and reserves purposes; and
- The financial risks, including contingent liabilities, facing the core government should be managed prudently so as to minimize the likelihood of any such risk resulting in an expense or liability.

Government of the Cayman Islands

Third quarter of 2025 Financial Year: Statement of Cash Flows – Core Government

| GOVERNMENT OF THE CAYMAN ISLANDS CORE GOVERNMENT UNAUDITED STATEMENT OF CASH FLOWS For the 9-Month Period Ended 30 September 2025 All Figures are stated in CI \$ 000s | | | | |
|--|--|--|---|-----------|
| Actual Results 1 January 2024 to 30 September 2024 | | Actual Results 1 January 2025 to 30 September 2025 | Actual Results 1 January 2025 to 30 June 2025 | Change |
| Cash Flow from Operating Activities | | | | |
| Operating Cash Inflows | | | | |
| 779,794 | Coercive Receipts | 841,915 | 667,461 | 174,454 |
| 39,639 | Sale of Goods and Services | 32,062 | 20,253 | 11,810 |
| 1,579 | Sale of Goods and Services to SAGCs | 1,575 | 1,105 | 470 |
| 22,892 | Interest Received | 14,237 | 10,400 | 3,838 |
| 14,981 | Other Receipts | 16,765 | 11,212 | 5,554 |
| 858,885 | Total Operating Cash Inflows | 906,555 | 710,430 | 196,124 |
| Operating Cash Outflows | | | | |
| (336,230) | Personnel Costs | (370,001) | (244,995) | (125,006) |
| (93,454) | Supplies and Consumables | (127,342) | (75,575) | (51,767) |
| (153,482) | Outputs from Public Entities | (151,274) | (83,841) | (67,433) |
| (56,472) | Outputs from Non-Governmental Suppliers | (54,376) | (42,437) | (11,939) |
| (62,106) | Transfer Payments | (75,655) | (52,602) | (23,052) |
| (13,198) | Financing/Interest Expense | (12,372) | (8,220) | (4,152) |
| (38,889) | Other Payments | (29,568) | (27,413) | (2,154) |
| (753,832) | Total Operating Cash Outflows | (820,587) | (535,083) | (285,504) |
| 105,053 | Net Cash Flows from Operating Activities | 85,968 | 175,348 | (89,380) |
| Cash Flows from Investing Activities | | | | |
| Investing Cash inflows | | | | |
| 657,272 | Proceeds from Sale of Investments: Maturity of Fixed Deposits | 512,548 | 381,938 | 130,610 |
| 4,085 | Repayment of Loans made by Government | 2,622 | 1,714 | 908 |
| 1,235 | Dividends and Capital Withdrawal from SAGCs | - | - | - |
| 662,592 | Total investing Cash Inflows | 515,170 | 383,652 | 131,518 |
| Investing Cash Outflows | | | | |
| (64,487) | Purchase of Property Plant and Equipment | (80,291) | (60,101) | (20,190) |
| (591,467) | Purchase of Investments: Placement of Fixed Deposits | (515,216) | (467,056) | (48,160) |
| (1,414) | Loans made by Government | (127) | (63) | (63) |
| (22,463) | Equity Injections in SAGCs | (18,810) | (15,333) | (3,477) |
| (679,830) | Total Investing Cash Outflows | (614,443) | (542,553) | (71,891) |
| (17,239) | Net Cash Flows from Investing Activities | (99,274) | (158,901) | 59,627 |
| Cash Flows from Financing Activities | | | | |
| 372 | Deposits from SAGCs | 456 | (10,140) | 10,596 |
| - | Proceeds of Borrowings | 20,938 | - | 20,938 |
| (25,970) | SAGCs Deposits repaid | (10,596) | - | (10,596) |
| - | Lease Payments | (4,679) | (2,303) | (2,376) |
| (32,212) | Repayment of Borrowings (loan principal) | (32,329) | (24,045) | (8,283) |
| (57,810) | Net Cash Flows from Financing Activities | (26,210) | (36,489) | 10,278 |
| 30,005 | Net Increase/ (Decrease) in Cash and Cash Equivalents | (39,516) | (20,042) | (19,474) |
| 108,093 | Cash at the beginning of the period: 1 January | 132,523 | 132,523 | - |
| 138,098 | Cash and Cash Equivalents at the end of the period (Deposits held < 90 days) | 93,007 | 112,481 | (19,474) |
| 346,905 | Fixed Deposits (Maturity > 90 days) | 299,823 | 382,273 | (82,450) |
| 485,002 | Total Cash and Deposits | 392,830 | 494,754 | (101,924) |

Government of the Cayman Islands

Operating Activities

(See page 19)

Net cash inflows from Operating Activities totalled \$86.0 million for the period.

Investing Activities

(See page 19)

Net cash outflows from Investing Activities totalled \$99.3 million.

Inflows from Investing Activities totalled \$515.2 million, principally related to the maturity of fixed deposits (\$512.5 million).

Investing Activities used \$614.4 million, of which \$515.2 million relates to placements of fixed deposits. The effect of the movement (i.e. \$512.5 million less \$515.2 million) is a decrease in the net amount placed on fixed deposits of \$2.7 million. Additionally, \$99.1 million was utilised for: Capital Investment and Expenditures relating to purchases of Property, Plant & Equipment (\$80.3 million) and Equity Investments in SAGCs (\$18.8 million).

Financing Activities

(See page 19)

Net cash outflows from Financing Activities totalled \$26.2 million; \$32.3 million was used to repay debt principal and \$10.6 million was repaid to SAGCs; while proceeds of borrowings of \$20.9 million (the equivalent of US\$25.0 million) were drawn down under the 2025 Loan Agreement.

Government of the Cayman Islands

Capital Expenditures

(See pages 35 to 36)

Total Equity Investment and Executive Assets Appropriations drawn-down to 30 September 2025, totalled \$77.7 million (versus a total capital cash outlay of \$99.1 million on page 19 – i.e. purchases of Property, Plant & Equipment (\$80.3 million) and Equity Investments in SAGCs (\$18.8 million): establishing a \$21.4 million differential (this is a timing difference between the funds being spent and the budget appropriations being drawn-down).

Equity Investment Appropriations drawn by Government’s Ministries, Portfolios and Offices, as at 30 September 2025, were \$23.4 million.

Appropriations drawn to enable Equity Investments in SAGCs amounted to \$16.3 million: \$6.8 million to Cayman Airways Limited, \$6.1 million to CTC&EC and \$2.1 million to National Housing Development Trust; as at 30 September 2025.

Appropriations drawn by Government’s Ministries, Portfolios and Offices, to incur Capital Expenditures for the creation of Executive Assets amounted to \$38.0 million as at 30 September 2025.

| GOVERNMENT OF THE CAYMAN ISLANDS | | | |
|---|---|---|--------------------------------------|
| CAPITAL INVESTMENT | | | |
| For the 9 Month Period Ended 30 September 2025 | | | |
| <i>All Figures are stated in CI \$ 000s</i> | | | |
| Summary | | | |
| Actual Results 1 January 2024 to 30 September 2024 | Category | Actual Results 1 January 2025 to 30 September 2025 | Original Full Year Budget 2025 |
| 16,230 | Capital Investments in Ministries, Portfolios and Offices | 23,373 | 62,374 |
| 23,151 | Capital Investments in SAGCs | 16,270 | 24,285 |
| 39,381 | Total Equity Investment | 39,643 | 86,659 |
| 34,448 | Executive Assets | 38,027 | 31,295 |
| 73,829 | Total | 77,670 | 117,954 |

See pages 37 to 38 for a summary of capital projects currently underway or expected to commence over the next five years.

See page 39 for a summary of Investment in SAGCs.

Government of the Cayman Islands

Conclusion

The overall fiscal performance reported for the period shows a Net Surplus of \$137.4 million for the EPS, which is 36% (\$36.6 million) higher than budgeted. This favourable position was due to actual revenues being higher than budgeted revenues by \$56.0 million for the period. SAGCs had a positive impact of \$18.1 million on the overall surplus for the EPS. The performance of SAGCs, at the end of the Third quarter, was \$19.8 million favourable when compared to SAGCs' expected deficit of \$1.7 million.

Government's Cash position ended at \$392.8 million at 30 September 2025.

The Third quarter's performance has positioned the Government to be optimistic about its performance for 2025. However, as planned increases in operating and capital activities occur during the remainder of 2025, the current surplus (as of 30 September 2025) is expected to be significantly reduced.

Government of the Cayman Islands

Notes to the 2025 Financial Year's Third quarter - Statement of Financial Performance (Unaudited)

| GOVERNMENT OF THE CAYMAN ISLANDS STATEMENT OF FINANCIAL PERFORMANCE For the 9 Month Period Ended 30 September 2025 <i>All figures are stated in CI\$ 000s</i> | | | | | |
|--|---|---|---|--|-------------------------|
| Actual Results 1 January 2024 to 30 September 2024 | | Actual Results 1 January 2025 to 30 September 2025 | Budgeted Results 1 January 2025 to 30 September 2025 | Variance: Year to Date Budget vs. Actual | 2025 Original Budget |
| Coercive Revenue | | | | | |
| | Levies on International Trade and Transactions | | | | |
| 176,705 | Import Duties | 181,286 | 207,791 | (26,505) | 277,054 |
| 8,460 | Other | 8,616 | 10,163 | (1,547) | 13,550 |
| 581,835 | Domestic Levies on Goods and Services | 634,812 | 570,972 | 63,840 | 669,334 |
| 71,658 | Levies on Property | 74,847 | 64,682 | 10,165 | 86,260 |
| 6,814 | Fines | 12,635 | 3,433 | 9,202 | 4,503 |
| 2,890 | Other Executive Revenue | 1,148 | 12,667 | (11,519) | 25,322 |
| 848,362 | Total Coercive Revenue | 913,344 | 869,708 | 43,636 | 1,076,023 |
| Sale of Goods and Services | | | | | |
| 32,106 | Fees and Charges | 28,880 | 28,969 | (89) | 39,428 |
| 4,818 | General Sales | 5,581 | 4,275 | 1,306 | 5,701 |
| 1,105 | Rentals | 1,091 | 1,032 | 59 | 1,376 |
| 1,097 | Other Goods and Services Revenue | 1,004 | 1,961 | (957) | 2,616 |
| 1,580 | Sales of Goods and Services to Public Entities | 1,648 | 1,387 | 261 | 1,849 |
| 40,706 | Total Sales of Goods and Services | 38,204 | 37,624 | 580 | 50,970 |
| Investment Revenue | | | | | |
| 4 | Interest on Loans Made | 5 | - | 5 | - |
| 23,630 | Interest on Marketable Securities, Deposits and Cash | 16,889 | 7,061 | 9,829 | 9,414 |
| - | Royalties | 1 | - | 1 | - |
| 23,634 | Total Investment Revenue | 16,895 | 7,061 | 9,835 | 9,414 |
| Donations | | | | | |
| 1,073 | Other | 1,987 | 23 | 1,965 | 30 |
| 1,073 | Total Donations | 1,987 | 23 | 1,965 | 30 |
| Personnel Costs | | | | | |
| 249,281 | Salaries and Wages (including Employee Pension Contributions) | 278,328 | 283,222 | 4,894 | 377,443 |
| 60,008 | Health care | 64,243 | 75,874 | 11,631 | 101,178 |
| 28,864 | Employer/Government Pension Expense | 30,088 | 31,144 | 1,056 | 41,523 |
| 1,905 | Movement in leave provision expense | 3,628 | 384 | (3,244) | 528 |
| 977 | Other Personnel Cost | 1,273 | 1,229 | (44) | 1,627 |
| 341,035 | Total Personnel Costs | 377,560 | 391,853 | 14,293 | 522,299 |
| Supplies and Consumables | | | | | |
| 16,376 | Supply of Goods | 17,656 | 16,700 | (956) | 22,213 |
| 60,389 | Purchase of Services | 64,438 | 69,718 | 5,280 | 92,082 |
| 13,217 | Utilities | 12,732 | 13,418 | 686 | 17,899 |
| 9,365 | General insurance | 10,163 | 10,595 | 432 | 14,089 |
| 3,287 | Travel and subsistence | 2,580 | 3,950 | 1,370 | 5,133 |
| 2,653 | Recruitment and Training | 2,707 | 4,383 | 1,676 | 5,680 |
| 5,349 | Other Supplies and Consumables | 4,776 | 5,251 | 475 | 6,973 |
| 110,636 | Total Supplies and Consumables before operating leases | 115,052 | 124,014 | 8,962 | 164,069 |
| 8,732 | Operating leases | 3,674 | 10,177 | 6,503 | 13,916 |
| 119,368 | Total Supplies and Consumables after operating leases | 118,726 | 134,191 | 15,465 | 177,985 |

Government of the Cayman Islands

Notes to the 2025 Financial Year's Third quarter - Statement of Financial Performance (Unaudited) (continued)

| GOVERNMENT OF THE CAYMAN ISLANDS STATEMENT OF FINANCIAL PERFORMANCE For the 9 Month Period Ended 30 September 2025 <i>All figures are stated in CI\$ 000s</i> | | | | | |
|--|--|---|---|--|-------------------------|
| Actual Results 1 January 2024 to 30 September 2024 | | Actual Results 1 January 2025 to 30 September 2025 | Budgeted Results 1 January 2025 to 30 September 2025 | Variance: Year to Date Budget vs. Actual | 2025 Original Budget |
| Coercive Revenue | | | | | |
| Levies on International Trade and Transaction | | | | | |
| Import Duties | | | | | |
| 16,937 | Alcoholic Beverages Duty | 16,848 | 19,772 | (2,924) | 26,362 |
| 12,203 | Gasoline and Diesel Duty | 11,252 | 12,860 | (1,608) | 17,146 |
| 17,829 | Motor Vehicle Duty | 17,348 | 20,084 | (2,736) | 26,779 |
| 124,253 | Other Import Duty | 130,360 | 147,583 | (17,223) | 196,777 |
| 5,483 | Tobacco Products Duty | 5,478 | 7,493 | (2,015) | 9,990 |
| 176,705 | Total Import Duties | 181,286 | 207,791 | (26,505) | 277,054 |
| Other Levies on International Trade and Transactions | | | | | |
| 4,760 | Cruise Ship Departure Charges | 4,705 | 6,280 | (1,575) | 8,373 |
| 3,700 | Environmental Protection Fund Fees | 3,911 | 3,883 | 28 | 5,177 |
| 8,460 | Total Other Levies on International Trade and Transactions | 8,616 | 10,163 | (1,547) | 13,550 |
| Domestic Levies on Goods and Services | | | | | |
| 37 | Annual Fee for Certificate of Direct Investment - Fee equivalent to that payable | 37 | - | 37 | - |
| 16,938 | Annual Permanent Resident Work Permit Fees | 16,892 | 17,537 | (645) | 23,382 |
| 1 | Bank Charges Reimbursable | 2 | - | 2 | - |
| 25,727 | Bank and Trust Licences | 27,813 | 24,345 | 3,468 | 24,435 |
| 99 | Birth, Deaths & Marriages | 83 | 127 | (44) | 154 |
| 3,971 | Building Permit Fees | 3,546 | 6,084 | (2,538) | 8,112 |
| 38 | Business Staffing Plan Board Fees | 47 | 30 | 17 | 40 |
| 1,800 | Caribbean Utilities Company (CUC) Licence | 1,800 | 1,800 | - | 2,400 |
| 964 | Caymanian Status Fees | 329 | 616 | (287) | 821 |
| - | Community Enhancement Fee | 1 | - | 1 | - |
| 1,823 | Court Fees | 1,616 | 1,850 | (234) | 2,466 |
| 3,443 | Debit Transaction Fees | 4,139 | 3,704 | 436 | 4,938 |
| 3 | Dependant of Caymanian Grant Fee | 4 | 1 | 3 | 1 |
| - | Directors Register Inspection Fees | - | 5 | (5) | 7 |
| 1 | Final WP Non-renewal (90days) - Grant | 2 | 1 | 1 | 1 |
| 53 | Firearms Licences | 25 | 23 | 2 | 31 |
| 570 | Foundation Companies | 465 | 245 | 220 | 359 |
| 1,705 | General Search Fees | 1,796 | 1,216 | 580 | 1,574 |
| 1 | Grant of Temporary Work Permit - Seasonal Worker | 4 | 11 | (7) | 14 |
| 2,180 | Health Practitioners' Board Fees | 1,195 | 725 | 471 | 966 |
| 276 | Hotel Licences | 376 | 310 | 66 | 360 |
| 1,623 | Immigration Non-Refundable Repatriation Fees | 1,518 | 1,950 | (432) | 2,600 |
| 6,685 | Information and Communications Technology Authority (ICTA) Licences | 6,255 | 7,067 | (812) | 9,422 |
| 9,457 | Insurance Licences | 11,590 | 9,343 | 2,247 | 9,524 |
| 3,150 | Insurance Stamp Duty | 2,829 | 1,839 | 990 | 2,452 |
| 20 | Issue fee for Certificate of Direct Investment | - | - | - | - |
| 792 | Issue Fee for Residency & Employment Rights Certificate | 939 | 811 | 128 | 1,082 |
| 46 | Issue Fee for Specialist Caregiver Certificate | 56 | 50 | 7 | 66 |
| 1,071 | Land Registry Fees | 1,789 | 809 | 980 | 1,078 |
| 2,813 | Law Firm Operational Licences | 2,913 | 3,324 | (411) | 4,432 |
| 1,622 | Legal Practitioner Fees | 2,063 | 1,511 | 552 | 2,015 |
| 6,448 | Limited Liability Companies | 7,613 | 6,061 | 1,552 | 7,438 |
| 48 | Limited Liability Partnership | 57 | 40 | 17 | 48 |
| 784 | Liquor Licences | 851 | 709 | 142 | 715 |

Government of the Cayman Islands

Notes to the 2025 Financial Year's Third quarter - Statement of Financial Performance (Unaudited) (continued)

| GOVERNMENT OF THE CAYMAN ISLANDS | | | | | |
|---|--|---|---|--|-------------------------|
| STATEMENT OF FINANCIAL PERFORMANCE | | | | | |
| For the 9 Month Period Ended 30 September 2025 | | | | | |
| <i>All figures are stated in CI\$ 000s</i> | | | | | |
| Actual Results 1 January 2024 to 30 September 2024 | | Actual Results 1 January 2025 to 30 September 2025 | Budgeted Results 1 January 2025 to 30 September 2025 | Variance: Year to Date Budget vs. Actual | 2025 Original Budget |
| Domestic Levies on Goods and Services Contd. | | | | | |
| 4,185 | Local Company and Corporate Management Fees | 4,861 | 4,264 | 597 | 4,268 |
| 940 | Local Company Control Licence Grants/Renewals | 1,438 | 1,800 | (362) | 2,400 |
| 18 | Local Vessel Licences | 18 | - | 18 | - |
| 72 | Miscellaneous Licences | 66 | 54 | 12 | 72 |
| 52 | Money Services Licences | 78 | 59 | 19 | 59 |
| 2,909 | Money Transfer Fees | 3,312 | 4,500 | (1,188) | 6,000 |
| 7,593 | Motor Vehicle Charges | 7,309 | 2,602 | 4,707 | 3,469 |
| 1,754 | Motor Vehicle Drivers Licences | 1,766 | 1,166 | 601 | 1,554 |
| 374 | Motor Vehicle Environmental Tax | 267 | 5,592 | (5,325) | 7,456 |
| 50,241 | Mutual Fund Administrators | 54,069 | 52,562 | 1,507 | 54,684 |
| 360 | Notary Public Fees | 529 | 363 | 166 | 484 |
| 4 | Non-Profit Organizations | 1 | 2 | (1) | 5 |
| 112,555 | Other Company Fees - Exempt | 131,837 | 107,047 | 24,790 | 123,910 |
| 11,244 | Other Company Fees - Foreign | 12,691 | 11,650 | 1,041 | 12,898 |
| 1,725 | Other Company Fees - Non-Resident | 1,939 | 1,910 | 29 | 2,142 |
| 2,892 | Other Company Fees - Resident | 3,055 | 2,633 | 422 | 2,833 |
| 15,029 | Other/Misc Stamp Duty | 12,109 | 9,420 | 2,689 | 12,560 |
| 922 | Package Charges | 1,230 | 1,030 | 200 | 1,373 |
| 71,885 | Partnership Fees | 80,846 | 65,669 | 15,177 | 71,428 |
| 1,520 | Patents and Trademarks | 1,578 | - | 1,578 | - |
| 1,348 | Planning Fees | 1,258 | 1,436 | (178) | 1,915 |
| 65,464 | Private Fund Fees | 72,605 | 62,927 | 9,678 | 65,247 |
| 2,005 | Provision for continuation of work permit - Grant | 1,999 | 2,499 | (500) | 3,332 |
| 4 | Public Land Commission Permit Fees | 2 | - | 2 | - |
| 103 | Public Records | 110 | 84 | 26 | 111 |
| 26 | Public Transport - Drivers Licences | 21 | - | 21 | - |
| 8 | Public Transport - Operator Licences | 6 | - | 6 | - |
| 6 | Residency and Employment Rights Certificate (Surviving spouse) | 4 | 1 | 3 | 1 |
| 421 | Residency & Employment Rights Cert. (dependant of a P.R Grant) | 238 | 191 | 48 | 254 |
| 209 | Residency and Employment Rights Cert. (Spouse of Caymanian) | 74 | 102 | (28) | 136 |
| 440 | Residency Certificate for Persons of Independent Means | 427 | 530 | (103) | 707 |
| 2,955 | RFI - Permanent Residence - Persons of Independent Means | 4,855 | 5,592 | (737) | 7,456 |
| 124 | RJC - Residency Certificate (Substantial Business Presence) | 70 | 92 | (22) | 123 |
| 137 | Royalties and Dredging | 359 | 488 | (129) | 650 |
| 7,648 | Security Investment Business Licences | 8,813 | 8,712 | 101 | 8,828 |
| 2 | Spear Gun Licences | 2 | 4 | (2) | 5 |
| 524 | Special Economic Zone Grant Fee | 672 | 507 | 165 | 676 |
| 5 | Special Marriage Licences | 2 | 28 | (26) | 37 |
| 7,490 | Tax and Trust Undertakings | 8,386 | 7,125 | 1,261 | 9,500 |
| 24 | Tobacco Dealer Registration fees | 39 | 90 | (51) | 120 |
| 33,449 | Tourist Accommodation Charges | 36,125 | 35,855 | 271 | 44,931 |
| 6,754 | Traders Licences | 6,892 | 4,650 | 2,242 | 6,200 |
| 675 | Trust Registration Fees | 688 | 672 | 16 | 770 |
| 160 | Virtual Assets (Service Providers) | 208 | 324 | (116) | 336 |
| 257 | Website - Recovery Fees | 315 | 260 | 56 | 346 |
| 35 | W.I.Z. - Boat Licensing | 32 | 15 | 17 | 20 |
| 71,058 | Work Permits Fees | 72,872 | 74,228 | (1,356) | 98,971 |
| 41 | Working Under Operation of Law Fees | 94 | 101 | (7) | 134 |
| 581,835 | Total Domestic Levies on Goods and Services | 634,812 | 570,972 | 63,840 | 669,334 |

Government of the Cayman Islands

Notes to the 2025 Financial Year's Third quarter - Statement of Financial Performance (Unaudited) (continued)

| GOVERNMENT OF THE CAYMAN ISLANDS | | | | | |
|---|---|---|---|--|-------------------------|
| STATEMENT OF FINANCIAL PERFORMANCE | | | | | |
| For the 9 Month Period Ended 30 September 2025 | | | | | |
| <i>All figures are stated in CI\$ 000s</i> | | | | | |
| Actual Results 1 January 2024 to 30 September 2024 | | Actual Results 1 January 2025 to 30 September 2025 | Budgeted Results 1 January 2025 to 30 September 2025 | Variance: Year to Date Budget vs. Actual | 2025 Original Budget |
| Levies on Property | | | | | |
| 2,159 | Infrastructure Fund Fees | 3,200 | 5,071 | (1,871) | 6,761 |
| 521 | Land Holding Companies Share Transfer Charges | 636 | 1,125 | (489) | 1,500 |
| 68,484 | Stamp Duty - Land Transfer | 70,564 | 57,113 | 13,452 | 76,150 |
| 494 | Timeshare Ownership Charges | 447 | 1,374 | (927) | 1,849 |
| 71,658 | Total Levies on Property | 74,847 | 64,682.3 | 10,165 | 86,260 |
| Fines | | | | | |
| 78 | Compounded Penalties | 78 | 144 | (66) | 192 |
| 1,817 | Court Fines | 1,537 | 2,101 | (564) | 2,801 |
| | - Customs Fines | 1 | - | 1 | - |
| 229 | DCI Penalties and Fines | 354 | 113 | 242 | 150 |
| 3,830 | DITC Penalties and Fines | 10,362 | - | 10,362 | - |
| 345 | General Registry - Penalties and Fines | - | 431 | (431) | 500 |
| 268 | Immigration Fines | 103 | 257 | (154) | 342 |
| 247 | Procedural Fines | 200 | 386 | (186) | 515 |
| | - Tourism Fines | - | 2 | (2) | 3 |
| 6,814 | Total Fines | 12,635 | 3,433 | 9,202 | 4,503 |
| Other Executive Revenue | | | | | |
| | - DITC Filing Fee | - | 12,667 | (12,667) | 16,890 |
| 2 | Hurricane Ivan Loans Received | 6 | - | 6 | - |
| 151 | Miscellaneous Income | 169 | - | 169 | - |
| 368 | MLAT Proceeds | 2 | - | 2 | - |
| | - Monies transferred from Defunct Companies | 503 | - | 503 | - |
| | - Proceeds of Crime Law (PoCL) | 15 | - | 15 | - |
| 64 | Save the Mortgage Loan Received | 28 | - | 28 | - |
| 2,305 | Proceeds of Liquidated Entities | 425 | - | 425 | 8,432 |
| 2,890 | Total Other Executive Revenue | 1,148 | 12,667 | (11,519) | 25,322 |
| 848,362 | TOTAL COERCIVE REVENUE | 913,344 | 869,708 | 43,635 | 1,076,023 |

Government of the Cayman Islands

Notes to the 2025 Financial Year's Third quarter - Statement of Financial Performance (Unaudited) (continued)

| GOVERNMENT OF THE CAYMAN ISLANDS STATEMENT OF FINANCIAL PERFORMANCE For the 9 Month Period Ended 30 September 2025 <i>All figures are stated in C\$ 000s</i> | | | | | |
|---|---|---|---|--|-------------------------|
| Actual Results 1 January 2024 to 30 September 2024 | | Actual Results 1 January 2025 to 30 September 2025 | Budgeted Results 1 January 2025 to 30 September 2025 | Variance: Year to Date Budget vs. Actual | 2025 Original Budget |
| Sale of Goods and Services | | | | | |
| Fees and Charges | | | | | |
| 161 | Agricultural Department Fees | 233 | 170 | 64 | 226 |
| 1,610 | Annual Work Permit Application Fees (Entity) | 1,723 | 2,228 | (505) | 2,971 |
| 7 | Application Fee for Specialist Caregiver Certificate APA - Appeal to Board against decision made by an Immigration Officer | 6 | 7 | (1) | 10 |
| 13 | Application Fee | 14 | 24 | (10) | 32 |
| 1,565 | Authentication and Apostille of Documents Fee | 1,546 | 1,334 | 212 | 2,100 |
| 1 | Bailiff Fees | - | - | - | - |
| 13 | Business Staffing Plan Fees | 18 | 10 | 8 | 13 |
| 13 | Business Visitors Administration Fees | 12 | 12 | - | 16 |
| 47 | BVX - Business Visitors Permit - Express Determination Fee | 44 | 24 | 20 | 32 |
| 127 | Cabinet Appeal Fees | 132 | 50 | 83 | 66 |
| 140 | Caymanian Status Application Fees (Entity) | 168 | 341 | (173) | 454 |
| 129 | Cemetery/Vault Sales | 128 | 124 | 4 | 165 |
| 1 | Coat of Arms & Other National Symbols Usage Fee | - | - | - | - |
| 41 | Customised Motor Vehicle Licence Plate Fees | 65 | 35 | 30 | 47 |
| 499 | Customs Special Attendance Fees | 552 | 651 | (99) | 868 |
| 6 | Dependant of a Caymanian Admin Fee | 4 | 7 | (3) | 9 |
| 365 | Drivers Examination Fees | 369 | 351 | 18 | 468 |
| 50 | Duplicate Vehicle Log Books | 57 | 57 | - | 76 |
| 22 | Electrical Inspection Fees | 21 | 11 | 11 | 14 |
| 41 | Electrical Licence Fees | 34 | 65 | (31) | 87 |
| 60 | Elevator Inspection Fees | 56 | 39 | 17 | 52 |
| 30 | Environmental Service Fees | 19 | 19 | - | 25 |
| 3,555 | Examination Fees | 1,912 | 1,566 | 346 | 2,359 |
| 2,152 | Express Fee - Work Permits | 2,123 | 2,042 | 81 | 2,723 |
| 68 | Express Land Registry | 57 | 60 | (3) | 80 |
| 4 | External Training | 7 | 2 | 6 | 2 |
| 1 | Expungement of Record Application Fees | 2 | - | 2 | - |
| - | Funds Received From Department of Tourism (DOT) Events | - | 4 | (4) | 4 |
| 2,124 | Garbage Fees | 2,107 | 2,056 | 51 | 2,741 |
| 13 | Heavy Equipment Application Fees | 13 | 14 | (1) | 18 |
| 204 | Land Survey Fees | 184 | 188 | (4) | 250 |
| 380 | Law School Fees | 321 | 469 | (148) | 625 |
| 20 | Local Companies Administration Fees | 21 | 11 | 10 | 15 |
| 322 | Mail Terminal Credits | 262 | 345 | (83) | 460 |
| 165 | Mapping Services | 165 | 135 | 30 | 180 |
| 1,483 | Motor Vehicle Inspection Fees | 1,673 | 1,739 | (66) | 2,318 |
| 295 | Motor Vehicle Licence Plate Fees | 344 | 348 | (4) | 464 |
| 494 | Naturalisation and Registration Fees | 707 | 348 | 359 | 464 |
| 148 | Online Planning System Fees | 147 | 155 | (8) | 207 |
| 140 | Other Company Fees - Exempt (Entity) | - | 159 | (159) | 212 |
| 53 | Other Fees | 54 | 111 | (57) | 160 |
| 114 | Other Immigration Fees | 139 | 1,574 | (1,435) | 2,098 |
| - | Other Labour Charges - PWD (Cayman Brac) | 12 | - | 12 | - |

Government of the Cayman Islands

Notes to the 2025 Financial Year's Third quarter - Statement of Financial Performance (Unaudited) (continued)

| GOVERNMENT OF THE CAYMAN ISLANDS STATEMENT OF FINANCIAL PERFORMANCE For the 9 Month Period Ended 30 September 2025 <i>All figures are stated in CI\$ 000s</i> | | | | | |
|--|---|---|---|--|-------------------------|
| Actual Results 1 January 2024 to 30 September 2024 | | Actual Results 1 January 2025 to 30 September 2025 | Budgeted Results 1 January 2025 to 30 September 2025 | Variance: Year to Date Budget vs. Actual | 2025 Original Budget |
| Fees and Charges Contd. | | | | | |
| 492 | Passport Fees | 425 | 405 | 20 | 685 |
| 1,264 | Pension Plan Registration Fees | 1,436 | 788 | 649 | 1,050 |
| 166 | Permanent Residence/Residency Certificate for Persons of Independent means | 154 | 152 | 2 | 203 |
| 1 | Planning Appeal Fees | - | - | - | - |
| 113 | Planning Inspection Call-Out Fee | 68 | 34 | 34 | 46 |
| 2,304 | Private Sector Computing Fees | 2,326 | 2,232 | 94 | 2,976 |
| 3 | Provision for Continuation of WP - Amendment - Admin | 1 | 3 | (2) | 4 |
| 96 | Provision for continuation of work permit - Admin | 98 | 100 | (2) | 133 |
| 1 | Public Land Commission Application Fee | 2 | 947 | (945) | 1,262 |
| 14 | Public Library Fees | 16 | 19 | (3) | 25 |
| 2 | REA Extension to reside as a Dependent of a Caymanian Application Fee | 1 | - | 1 | - |
| - | Recycling Fees | - | 19 | (19) | 25 |
| 27 | Refund Processing Fees | - | 10 | (10) | 13 |
| 2 | Residency & Employment Rights Cert. (Surviving spouse of a Caymanian) | 3 | 2 | 1 | 3 |
| 408 | Residency & Employment Rights Certificate Admin Fee | 419 | 403 | 17 | 536 |
| 42 | Residency and Employment Rights Certificate (Dependant of a PR) | 37 | 24 | 13 | 32 |
| 100 | Residency and Employment Rights Certificate (Spouse of a Caymanian) | 88 | 111 | (23) | 147 |
| 14 | Residency Certificate for Persons of Independent Means Admin Fee | 18 | 16 | 2 | 21 |
| | RKA - Variation of Residency Certificate (Substantial Business Presence) | | | | |
| 3 | Application Fee | 5 | - | 5 | - |
| 26 | RJA - Residency Certificate (Substantial Business Presence) Application Fee | 13 | - | 13 | - |
| 14 | RFA - Permanent Residence - Persons of Independent Means - Application Fee | 25 | - | 25 | - |
| | RGA - Variation of Permanent Residence - Person of Independent Means - | | | | |
| 10 | Application Fee | 3 | 15 | (12) | 20 |
| - | Restoration of Seized Goods | - | 9 | (9) | 12 |
| 6 | Sale of Custom Forms | 10 | - | 10 | - |
| 515 | School Fees | 548 | 329 | 219 | 330 |
| 167 | Special Econ. Zone - Trade Certificate Fee | 194 | 152 | 42 | 170 |
| 5 | Special Marriage License Application Fee | 14 | 8 | 6 | 13 |
| 1,262 | Temporary Work Permit Application Fees (Entity) | 1,165 | 1,449 | (284) | 1,932 |
| 73 | Tower Licence Fees | - | 211 | (211) | 280 |
| 952 | Trade and Business Administration Fees | 1,058 | 713 | 346 | 950 |
| 4 | Transcript Fees | 5 | 2 | 3 | 3 |
| 57 | Variation/Amendment Fee for Business Staffing Plans | 46 | 51 | (5) | 67 |
| 2,112 | VEA - Extension of a Visitor's Work Visa Application Fee | 1,507 | 8 | 1,499 | 19 |
| 19 | Vehicle and Equipment Maintenance Fees | 6 | - | 6 | - |
| 45 | Vehicle Bank Liens | 49 | 36 | 13 | 48 |
| 181 | Vehicle Change of Ownership | 189 | 189 | - | 252 |
| 791 | Vehicle Disposal Fees | 1,006 | 1,421 | (415) | 1,894 |
| 337 | Visitor's Work Visa Application Fee | 163 | 988 | (825) | 1,374 |
| 3,096 | Warehousing | 1,508 | 718 | 790 | 1,087 |
| 702 | Web Receipts | 805 | 525 | 280 | 700 |
| 3 | Work Under Operation of Law Fees | 6 | 5 | 1 | 7 |
| - | Beneficial Ownership Access Restriction Fees | 12 | - | 12 | - |
| 32,106 | Total Fees and Charges | 28,880 | 28,971 | (91) | 39,430 |

Government of the Cayman Islands

Notes to the 2025 Financial Year's Third quarter - Statement of Financial Performance (Unaudited) (continued)

| GOVERNMENT OF THE CAYMAN ISLANDS STATEMENT OF FINANCIAL PERFORMANCE For the 9 Month Period Ended 30 September 2025 <i>All figures are stated in CI\$ 000s</i> | | | | |
|--|---|---|--|-------------------------|
| Actual Results 1 January 2024 to 30 September 2024 | Actual Results 1 January 2025 to 30 September 2025 | Budgeted Results 1 January 2025 to 30 September 2025 | Variance: Year to Date Budget vs. Actual | 2025 Original Budget |
| General Sales | | | | |
| 58 Auction Receipts | 2 | - | 2 | - |
| - Builders Board Registration Fees | - | 9 | (9) | 12 |
| 92 Canteen Sales | 98 | 75 | 23 | 100 |
| 42 Inventory Spare Parts | 6 | - | 6 | - |
| 8 Miscellaneous Sales | 541 | 4 | 537 | 5 |
| 27 Other Postal Business | 45 | 51 | (6) | 68 |
| 9 Plumbers Examination Board Fees | 11 | 126 | (115) | 167 |
| 9 Philatelic Sales | 4 | 9 | (5) | 12 |
| 910 Police Clearances | 932 | 785 | 147 | 1,047 |
| 373 Postal Stamps | 431 | 480 | (49) | 640 |
| 13 Prison Craft Sales | 20 | 15 | 5 | 20 |
| 13 Prison Sales | 17 | 11 | 6 | 15 |
| 444 Sale of Advertising Space | 484 | 320 | 164 | 427 |
| 2,209 Sale of Agriculture Supplies and Produce | 2,299 | 1,774 | 526 | 2,365 |
| 536 Sale of Gazettes and Subscriptions | 631 | 562 | 69 | 750 |
| 13 Sale of Acts | 8 | 7 | 1 | 10 |
| 62 Sale of Planning Documents | 52 | 47 | 6 | 62 |
| - Temporary Work Permit - Seasonal Worker Application | - | 1 | (1) | 1 |
| 4,818 Total General Sales | 5,581 | 4,275 | 1,306 | 5,701 |
| Rentals | | | | |
| 5 Equipment Rental - (PWD CB) | 6 | 7 | (1) | 9 |
| 824 Post Boxes/Frinking Machines | 832 | 791 | 41 | 1,055 |
| 95 Rental - Canteens | 76 | 108 | (32) | 144 |
| 80 Rentals- Craft Market | 55 | 45 | 10 | 60 |
| 6 Rental of Government Housing | 6 | 10 | (4) | 13 |
| 48 Rentals - Other Properties | 35 | 48 | (13) | 64 |
| 47 Rentals- Town Halls | 81 | 23 | 58 | 31 |
| 1,105 Total Rentals | 1,091 | 1,032 | 59 | 1,376 |
| Other Goods and Services Revenue | | | | |
| 30 GIS Applications | 91 | 83 | 9 | 110 |
| 16 GPS Licences | 17 | 15 | 2 | 20 |
| - Internal Audit Services Fees | 47 | 128 | (81) | 170 |
| 61 Miscellaneous Licencing Receipts | 72 | 51 | 22 | 67 |
| 990 Miscellaneous Receipts | 777 | 1,686 | (909) | 2,249 |
| 1,097 Total Other Goods and Services Revenue | 1,004 | 1,962 | (958) | 2,616 |
| 1,580 Sales of Services to Public Entites | 1,648 | 1,387 | 261 | 1,849 |
| 40,706 Total Sales of Goods and Services | 38,204 | 37,627 | 577 | 50,972 |

Government of the Cayman Islands

Notes to the 2025 Financial Year's Third quarter - Statement of Financial Performance (Unaudited) (continued)

| GOVERNMENT OF THE CAYMAN ISLANDS | | | | | |
|--|--|---|---|--|-------------------------|
| STATEMENT OF FINANCIAL PERFORMANCE | | | | | |
| For the 9 Month Period Ended 30 September 2025 | | | | | |
| <i>All figures are stated in CI\$ 000s</i> | | | | | |
| Actual Results 1 January 2024 to 30 September 2024 | | Actual Results 1 January 2025 to 30 September 2025 | Budgeted Results 1 January 2025 to 30 September 2025 | Variance: Year to Date Budget vs. Actual | 2025 Original Budget |
| Depreciation | | | | | |
| 1,043 | Depreciation of aeroplanes | 1,043 | 1,129 | 86 | 1,505 |
| 272 | Depreciation of boats | 375 | 293 | (82) | 391 |
| 20,557 | Depreciation of buildings | 20,932 | 19,157 | (1,775) | 25,566 |
| 3,751 | Depreciation of computer hardware | 4,225 | 4,491 | 266 | 5,985 |
| 1,202 | Depreciation of computer software | 1,856 | 2,065 | 209 | 2,809 |
| 358 | Depreciation of furniture and fittings | 401 | 339 | (62) | 482 |
| 609 | Depreciation of leasehold | 576 | 476 | (101) | 634 |
| 387 | Depreciation of office equipment | 430 | 513 | 83 | 684 |
| 244 | Depreciation of other assets | 382 | 530 | 148 | 708 |
| 662 | Depreciation of other infrastructure assets | 581 | 4,860 | 4,279 | 6,481 |
| 1,891 | Depreciation of other plant and equipment | 2,126 | 2,545 | 419 | 3,399 |
| 59 | Depreciation Water Reticulation and Sewerage | 75 | 62 | - | 83 |
| 7,379 | Depreciation of roads and sidewalks | 4,783 | 5,137 | 354 | 6,849 |
| 2,544 | Depreciation of vehicle | 2,785 | 2,959 | 174 | 3,945 |
| - | Depreciation of Right-of-use Assets | 5,318 | - | (5,318) | - |
| 40,958 | Total Depreciation | 45,888 | 44,557 | (1,319) | 59,521 |
| Outputs from Statutory Authorities and Government Owned Companies | | | | | |
| 238 | Auditors Oversight Authority | 238 | 226 | (13) | 318 |
| 14,092 | Cayman Airways Ltd | 13,924 | 13,927 | 3 | 18,569 |
| 499 | Cayman Islands Development Bank | 488 | 488 | - | 650 |
| 25,318 | Cayman Islands Monetary Authority | 18,578 | 25,158 | 6,580 | 35,517 |
| 42,364 | Cayman Islands National Insurance Company | 50,208 | 48,170 | (2,039) | 64,226 |
| 249 | Cayman Maritime Authority | 175 | 235 | 60 | 332 |
| 669 | Cayman National Museum | 669 | 669 | - | 892 |
| 2,325 | Children and Youth Services Foundation | 2,325 | 2,325 | - | 3,100 |
| 51,334 | Health Services Authority | 52,745 | 34,712 | (18,034) | 46,282 |
| 563 | National Gallery | 589 | 563 | (26) | 751 |
| 580 | National Cultural Foundation | 922 | 869 | (53) | 1,159 |
| 725 | National Drug Council | 647 | 647 | (1) | 862 |
| 510 | National Housing Community Development Trust | 527 | 533 | 6 | 710 |
| 30 | Sister Island Affordable Housing | - | 56 | 56 | 75 |
| 1,320 | Cayman Islands National Attractions Authority | 1,485 | 1,485 | - | 1,980 |
| 6,720 | University College of the Cayman Islands | 9,267 | 6,812 | (2,455) | 8,960 |
| 1,154 | Utilities Regulation and Competition Office | 1,137 | 1,334 | 197 | 1,779 |
| 148,690 | Total Outputs from Statutory Authorities and Government Owned Companies | 153,924 | 138,206 | (15,718) | 186,162 |

Government of the Cayman Islands

Notes to the 2025 Financial Year's Third quarter - Statement of Financial Performance (Unaudited) (continued)

| GOVERNMENT OF THE CAYMAN ISLANDS STATEMENT OF FINANCIAL PERFORMANCE For the 9 Month Period Ended 30 September 2025 <i>All figures are stated in CI\$ 000s</i> | | | | | |
|--|--|---|---|--|-------------------------|
| Actual Results 1 January 2024 to 30 September 2024 | | Actual Results 1 January 2025 to 30 September 2025 | Budgeted Results 1 January 2025 to 30 September 2025 | Variance: Year to Date Budget vs. Actual | 2025 Original Budget |
| Outputs from Non-Governmental Output Suppliers | | | | | |
| 1,678 | Care of the Indigent, Elderly and Disabled Persons | 1,725 | 1,530 | (195) | 2,040 |
| 731 | Cayman Finance | 731 | 731 | - | 975 |
| 108 | Cayman Islands Agricultural Society | 147 | 140 | (7) | 187 |
| 57 | Community Programmes | 57 | 59 | 2 | 79 |
| 225 | Employee Assistance Programme | 230 | 230 | - | 307 |
| 295 | Foster Care for Children | 295 | 295 | - | 393 |
| 29 | HIV/AIDS and First Aid Public Education Programmes | 29 | 29 | - | 39 |
| - | Gardening Projects and Landscaping | - | 3 | 3 | 4 |
| 34 | K-9 Security Services | 6 | 38 | 32 | 50 |
| 1,878 | Legal Aid Services | 2,338 | 2,175 | (163) | 2,900 |
| 115 | Management of Small Business Development | 173 | 173 | (1) | 230 |
| 30 | Organize, Administer and Execute the Cayman Islands Fishing Tournament | 30 | 23 | (8) | 30 |
| 75 | Hospice Care | 75 | 75 | - | 100 |
| 428 | Preservation of Places of Historic Significance | 570 | 428 | (143) | 570 |
| 1,000 | Primary and Secondary Education by Private Schools | 2,577 | 1,725 | (852) | 2,000 |
| 643 | Services for Refugees | 1,551 | 501 | (1,050) | 668 |
| 23 | Spaying and Neutering of pets | 23 | 23 | (1) | 30 |
| 967 | Sports programmes | 967 | 967 | - | 1,289 |
| 323 | Support for Battered Women and Children | 323 | 323 | (1) | 430 |
| 125 | Teaching of Tertiary Education Course | 188 | 188 | (1) | 250 |
| 38,478 | Tertiary Care at Local and Overseas Institutions | 38,243 | 10,820 | (27,424) | 14,426 |
| 38 | Youth Development Programmes | 39 | 38 | (1) | 51 |
| 131 | Meals on Wheels (NGS 86) | 131 | 131 | - | 175 |
| - | Gender Equality Cayman (NGS 87) | - | 11 | 11 | 14 |
| 600 | Cayman Islands Legal Practitioners Association Ltd. (NGS 89) | - | - | - | - |
| 6,866 | Public School Meals Programme (NGS 91) | 7,770 | 8,249 | 479 | 10,998 |
| 38 | Alzheimer's & Dementia Association of the Cayman Islands (NGS 92) | 56 | 56 | - | 75 |
| - | The Legal Services Council / Legal Services Supervisory Authority | 600 | 600 | - | 800 |
| 54,915 | Total Non-Governmental Organizations | 58,874 | 29,556 | (29,318) | 39,110 |

Government of the Cayman Islands

Notes to the 2025 Financial Year's Third quarter - Statement of Financial Performance (Unaudited) (continued)

| GOVERNMENT OF THE CAYMAN ISLANDS | | | | | |
|---|---|---|---|--|-------------------------|
| STATEMENT OF FINANCIAL PERFORMANCE | | | | | |
| For the 9 Month Period Ended 30 September 2025 | | | | | |
| <i>All figures are stated in CI\$ 000s</i> | | | | | |
| Actual Results 1 January 2024 to 30 September 2024 | | Actual Results 1 January 2025 to 30 September 2025 | Budgeted Results 1 January 2025 to 30 September 2025 | Variance: Year to Date Budget vs. Actual | 2025 Original Budget |
| Transfer Payments | | | | | |
| 412 | Children and Family Services support | 449 | 263 | (187) | 350 |
| 10 | Emergency Relief Payments | 35 | 96 | 61 | 128 |
| 19,101 | Financial Assistance (Poor Relief) | 24,709 | 9,000 | (15,709) | 12,000 |
| 189 | Housing Assistance | 10 | 281 | 271 | 375 |
| 902 | Other Educational Assistance | 774 | 600 | (174) | 800 |
| 451 | Pre-School Grants | 597 | 542 | (55) | 723 |
| 21,115 | Scholarships and Bursaries | 29,954 | 17,434 | (12,520) | 23,245 |
| 10,438 | Seamen Ex-Gratia | 11,809 | 8,076 | (3,733) | 10,835 |
| 140 | Support to the Red Cross | 70 | 53 | (17) | 70 |
| 55 | Support to Local Business Associations | 59 | 56 | (3) | 75 |
| 261 | Sister Island Home Repairs - Assistance | 512 | 450 | (62) | 600 |
| 853 | Sports and Cultural Tourism Programmes Assistance | 664 | 1,838 | 1,174 | 2,450 |
| 11 | Temporary Relief for Young Parents Program Students | 17 | 53 | 36 | 70 |
| 116 | Support for the Bridge Foundation | 116 | 117 | 1 | 155 |
| 630 | Student Enrichment & Support Services (formally After School | 845 | 675.0 | (170) | 900 |
| 270 | Other Cultural Programme Assistance | 440 | 750.0 | 310 | 1,000 |
| 801 | Assistance for Infrastructure Development | 128 | 279.0 | 151 | 372 |
| 1 | Support for Business Initiatives (TP 80) | 51 | 263 | 212 | 350 |
| 1,082 | SEN Scholarships (TP 82) | 2,074 | 1,088 | (987) | 1,450 |
| 87 | Medical Scholarships (TP 83) | 112 | 450 | 338 | 600 |
| 115 | Grants to farmers (TP 84) | 191 | 600 | 409 | 800 |
| 69 | Support to Local Financial Services Associations (TP 85) | 69 | 83 | 14 | 110 |
| 471 | Sister Islands Beaches and Community Clean Up Programme (TP 86) | 469 | 525 | 56 | 700 |
| 6 | Assistance to GTR Committee (TP 90) | - | - | - | - |
| 375 | Private and Public School Grants (TP 93) | 375 | 300 | (75) | 400 |
| - | Superior Auto Apprenticeship Programme (TP 94) | - | 113 | 113 | 150 |
| 43 | Sister Islands Community Programmes/Projects (TP 101) | 86 | 113 | 27 | 150 |
| 1,507 | Youth, Sport, Culture and Heritage Programs (TP 107) | 1,697 | 2,365 | 668 | 3,153 |
| 47 | Sustainability Programme Support (TP 110) | 8 | - | (8) | - |
| - | Sustainability and Climate Resiliency - Community Support (TP 112) | 37 | 188 | 151 | 250 |
| 464 | Cayman Finance (TP 114) | 265 | 412 | 147 | 550 |
| 68 | Hope for Today Foundation (TP 115) | 68 | 68 | (1) | 90 |
| 582 | Professional Development and Service Projects in the Communities (TP 119) | 150 | 263 | 113 | 350 |
| - | Visitor Experience Development Grant (TP 122) | 525 | 375 | (150) | 500 |
| - | Minister's Community Development Projects (TP 123) | - | 113 | 113 | - |
| 145 | Support for Community development and activities (TP 123) | 55 | - | (55) | 150 |
| 253 | Sponsorship and Scholarships PHAI (TP 124) | 180 | 300 | 120 | 400 |
| - | Pirates Week (TP 126) | (4) | - | 4 | - |
| - | Assistance for Community Enrichment and Wellbeing (TP 127) | 1,650 | - | (1,650) | - |
| 61,070 | Total Transfer Payments | 79,246 | 48,177 | (31,069) | 64,301 |

Government of the Cayman Islands

Notes to the 2025 Financial Year's Third quarter - Statement of Financial Performance (Unaudited) (continued)

| GOVERNMENT OF THE CAYMAN ISLANDS | | | | | |
|---|---|---|---|--|-------------------------|
| STATEMENT OF FINANCIAL PERFORMANCE | | | | | |
| For the 9 Month Period Ended 30 September 2025 | | | | | |
| <i>All figures are stated in C\$ 000s</i> | | | | | |
| Actual Results 1 January 2024 to 30 September 2024 | | Actual Results 1 January 2025 to 30 September 2025 | Budgeted Results 1 January 2025 to 30 September 2025 | Variance: Year to Date Budget vs. Actual | 2025 Original Budget |
| Other Operating Expenses | | | | | |
| 112 | Caribbean Agricultural Research and Development Institute (CARDI) | - | 92 | 92 | 122 |
| 772 | Caribbean Catastrophic Risk Insurance Facility | 807 | 750 | (57) | 1,000 |
| 170 | (CARICOM) Fees | 171 | 128 | (43) | 170 |
| 11 | Caribbean Examinations Council Subscription | 10 | 10 | - | 13 |
| 63 | Caribbean Financial Action Task Force (CFATF) | 84 | 63 | (21) | 84 |
| 63 | Caribbean Regional Technical Assistance (CARTAC) | (45) | 64 | 109 | 85 |
| 150 | Commonwealth Parliamentary Association | 150 | 113 | (38) | 150 |
| 855 | Constituency Allowance | 855 | 1,054 | 199 | 1,405 |
| 481 | Court of Appeal Expense | 564 | 918 | 354 | 1,224 |
| 3 | Credit Card Charges | 5 | - | (5) | - |
| 63 | Executive Bank Charges | 90 | 97 | 7 | 128 |
| 806 | Judiciary Expenses | 721 | 771 | 50 | 1,028 |
| 43 | OECD - Global Forum | 46 | 39 | (7) | 55 |
| 10 | Pan American Health Organization | 11 | 11 | - | 15 |
| 4 | Regional Anti-Doping Organisation | (4) | 7 | 11 | 9 |
| (2) | United Nations Caribbean Environmental Program | 5 | 5 | - | 7 |
| 335 | University of the West Indies | 257 | 419 | 162 | 559 |
| 5 | World Anti-Doping Agency | 5 | 5 | (1) | 6 |
| 18 | Caribbean Public Health Agency (CARPHA) | 19 | 14 | (5) | 19 |
| - | Settlement of Claims | 2,850 | - | (2,850) | - |
| 91 | Project Future Fund | 138 | 128 | (10) | 170 |
| 74 | Regional Security Initiatives | 74 | - | (74) | - |
| - | CI G Core Christmas Stipend | - | 152 | 152 | 203 |
| 92 | Second Chances | 65 | 83 | 18 | 110 |
| - | Repairs to Governor's Residence | - | 19 | 19 | 25 |
| 2 | Stamp Tax (Executive Debit Transaction Expense) | 3 | - | (3) | - |
| - | Commonwealth Telecommunication Organisation (OE 122) | - | 15 | 15 | 20 |
| - | Global Island Partnership (OE 123) | - | 4 | 4 | 5 |
| - | Caribbean Telecommunication Union (OE 124) | - | 9 | 9 | 12 |
| - | CDEMA Membership (OE 125) | 83 | 68 | (16) | 90 |
| - | Anti- Gang and Child Safeguarding Support (OE 126) | - | 75 | 75 | 100 |
| - | Caribbean Association of Medical Councils (OE 127) | 1 | 2 | 1 | 2 |
| 33 | Emerging Talent Programme (OE 141) | 240 | 187 | (53) | 250 |
| - | Oil Spills Tier (OE) | - | 45 | 45 | 60 |
| 31 | Strata Fees for Crown-owned Property (OE 147) | 3 | 1 | (2) | - |
| 13 | Lease Payments (OE 148) | 13 | 14 | 1 | 18 |
| - | Repairs to Parliament Building (OE 150) | 6 | 19 | 13 | 25 |
| 70 | Other Executive Expenses | 70 | 64 | (6) | 86 |
| 4,368 | Total Other Operating Expenses | 7,297 | 5,442 | (1,855) | 7,255 |
| Financing Expense | | | | | |
| 11,372 | Interest on Borrowings | 10,087 | 17,403 | 7,316 | 23,204 |
| 1,553 | Interest paid on SAGC Deposits | 817 | 1,025 | 208 | 1,366 |
| 43 | Other Borrowing Costs | 425 | 68 | (357) | 91 |
| - | Lease Interest | 963 | - | (963) | - |
| 12,968 | Total Financing Expense | 12,292 | 18,496 | 6,204 | 24,661 |

Government of the Cayman Islands

Notes to the 2025 Financial Year's Third quarter - Statement of Financial Performance (Unaudited) (continued)

| GOVERNMENT OF THE CAYMAN ISLANDS | | | | | |
|--|---|---|---|--|-------------------------|
| STATEMENT OF FINANCIAL PERFORMANCE | | | | | |
| For the 9 Month Period Ended 30 September 2025 | | | | | |
| <i>All figures are stated in CI\$ 000s</i> | | | | | |
| Actual Results 1 January 2024 to 30 September 2024 | | Actual Results 1 January 2025 to 30 September 2025 | Budgeted Results 1 January 2025 to 30 September 2025 | Variance: Year to Date Budget vs. Actual | 2025 Original Budget |
| Surplus/(Deficit) on Statutory Authorities and Government Owned Companies | | | | | |
| (12,355) | Cayman Airways Ltd | (10,059) | (9,071) | (989) | (12,094) |
| 11,756 | Cayman Islands Airports Authority | 14,524 | 15,819 | (1,295) | 21,092 |
| 277 | Cayman Islands Development Bank | (26) | (53) | 27 | (71) |
| 12,583 | Cayman Islands Monetary Authority | 6,773 | 30 | 6,743 | 43 |
| 1,169 | Cayman Islands National Insurance Company | 1,802 | 2,608 | (806) | 3,477 |
| 2,110 | Cayman Islands Stock Exchange | 2,376 | 1,144 | 1,232 | 1,615 |
| (6,731) | Cayman Islands Turtle Centre | (7,251) | (7,566) | 315 | (10,088) |
| (218) | Cayman National Cultural Foundation | (336) | (262) | (74) | (349) |
| 39 | Children & Youth Services Foundation | (325) | (461) | 136 | (615) |
| 4,189 | Civil Aviation Authority | 2,962 | 2,235 | 727 | 3,155 |
| (6,538) | Health Services Authority | (690) | 70 | (760) | 93 |
| (311) | Maritime Authority of the Cayman Islands | 2,764 | 569 | 2,195 | 803 |
| 141 | National Drug Council | (128) | - | (128) | - |
| (40) | National Gallery | (95) | (140) | 45 | (186) |
| (701) | National Housing Development Trust | (382) | (2,906) | 2,524 | (3,874) |
| 132 | National Museum | (246) | 5 | (251) | 6 |
| 1,862 | National Roads Authority | 662 | (2,399) | 3,061 | (3,199) |
| 17 | Audit Oversight Authority | 25 | (60) | 85 | (85) |
| | Public Service Pension Board | | | | |
| 3,194 | Port Authority | 2,605 | (1,669) | 4,274 | (2,225) |
| 18 | Sister Islands Affordable Housing Corporation | 2 | (54) | 56 | (72) |
| 261 | Cayman Islands National Attractions Authority | 20 | (251) | 271 | (334) |
| (56) | University College of the Cayman Islands | 851 | - | 851 | - |
| 799 | Utilities Regulation and Competition Office | 465 | 2 | 464 | 2 |
| 1,313 | Water Authority-Cayman | 1,805 | 690 | 1,115 | 920 |
| 12,910 | Total Surplus/(Deficit) in Public Entities | 18,098 | (1,720) | 19,818 | (1,986) |

Government of the Cayman Islands

Details of Capital Expenditures & Equity Investments

| GOVERNMENT OF THE CAYMAN ISLANDS CAPITAL INVESTMENT For the 9 Month Period Ended 30 September 2025 <i>All Figures are stated in CI \$ 000s</i> | | | |
|--|--|---|---|
| Actual Results 1 January 2024 to 30 September 2024 | | Actual Results 1 January 2025 to 30 September 2025 | Original Full Year Budget 2025 |
| | Equity Investments | | |
| 1,044 | El 11 - Ministry of Caymanian Employment & Immigration | 365 | 4,544 |
| 10,460 | El 12- Ministry of Education & Training | 16,655 | 33,880 |
| 64 | El 21 - Judicial Administration | 142 | 534 |
| 74 | El 34 - Portfolio of Legal Affairs | 38 | 125 |
| - | El 35 - Portfolio of Civil Service | - | 523 |
| 158 | El 36 - Cabinet Office | - | 1,446 |
| 2,158 | El 53 - Ministry of Health & Wellness | 1,150 | 2,334 |
| - | El 60 - Director of Public Prosecutions | 309 | 100 |
| - | El 67 - Ministry of Financial Services, and Home Affairs | 267 | 942 |
| 15 | El 68 - Ministry of Tourism and Trade | 82 | 150 |
| - | El 70 - Ministry of Finance and Economic Development | - | 1,050 |
| - | El 71 - Ministry of Planning, Lands, Agriculture, Housing and Infrastructure | - | 1,007 |
| 7 | El 75 - Office of the Ombudsman | - | 25 |
| - | El 78 - Ministry of Innovation and Social Development | - | 3,972 |
| - | El 79 - Office of the Commissioner of Police | - | 2,315 |
| 231 | El 84 - Ministry of Sustainability and Climate Resiliency | - | 632 |
| - | El 85 - Ministry of Home Affairs | - | 4,161 |
| - | El 86 - Ministry of Youth, Sports, Culture & Heritage | - | 1,335 |
| 2,019 | El 87 - Ministry of District Administration & Lands | 3,496 | 3,284 |
| - | El 88 - Parliament | - | 15 |
| - | El 93 - Ministry of District Administration & Home Affairs | 869 | - |
| - | El 94 - Ministry of Health, Environment & Sustainability | - | - |
| 9,075 | El 1 - Cayman Airways Limited | 6,825 | 9,100 |
| 2,250 | El 4 - Cayman Islands Development Bank | 750 | 1,000 |
| - | El 23 - Cayman Islands National Museum | - | 30 |
| 330 | El 46 - University College of the Cayman Islands | 377 | 1,120 |
| - | El 47 - Cayman National Gallery | - | 80 |
| 4,200 | El 49 - Cayman Turtle Farm (1983) Limited | 6,135 | 5,255 |
| 6,536 | El 57 - National Housing Development Trust | 2,127 | 7,000 |
| - | El 72 - Cayman National Cultural Foundation | 56 | 200 |
| 760 | El 82 - Cayman Islands Airport Authority | - | - |
| - | El 92 - Sister Islands Affordable Housing Corporation | - | 500 |
| 39,381 | Total Equity Investments | 39,643 | 86,659 |

Government of the Cayman Islands

Details of Capital Expenditures & Equity Investments (continued)

| GOVERNMENT OF THE CAYMAN ISLANDS CAPITAL INVESTMENT For the 9 Month Period Ended 30 September 2025 <i>All Figures are stated in CI \$ 000s</i> | | | |
|--|---|---|--------------------------------------|
| Actual Results 1 January 2024 to 30 September 2024 | | Actual Results 1 January 2025 to 30 September 2025 | Original Full Year Budget 2025 |
| | Executive Assets | | |
| 2,936 | EA 4 - Land Purchase: Ongoing | 10,823 | 3,000 |
| 2,162 | EA 9 - Land Purchase: Gazetted Claims | 815 | 829 |
| - | EA 30 - Cemetery Vaults - Grand Cayman | 98 | - |
| 6 | EA 36 - Miscellaneous Road Surface Upgrades | 409 | - |
| - | EA 42 - Cayman Brac and Little Cayman Street Lighting | - | 21 |
| 703 | EA 55 - Cayman Brac & Little Cayman Roads | 483 | 1,000 |
| 332 | EA 60 - Cayman Brac: Bluff Playfield | 245 | 300 |
| 77 | EA 78 - Government Office Accommodations Project | 241 | 1,500 |
| 25 | EA 95 - Cemetery Vaults - Cayman Brac and Little Cayman | 1 | 50 |
| 7 | EA 125 - Cayman Brac Multi -purpose Hall | 47 | 100 |
| 12 | EA 131 - Storm, Drains and Deep Wells | - | 21 |
| 29 | EA 139 - Little Cayman Boat Launch Ramp | 47 | 200 |
| 3 | EA 141 - Upgrades and repairs to LA Building | 2 | - |
| 4 | EA 144 - Public Restrooms | 44 | 100 |
| 257 | EA 145 - Court House | 174 | 1,416 |
| 7,771 | EA 146 - Land Purchases - Conservation | 1,020 | - |
| 16,884 | EA 148 - Major Road Works - Expansion Projects | 15,180 | 12,500 |
| 64 | EA 159 - Waterfront Tourism Experience | 9 | 1,000 |
| 254 | EA 161 - Submarine Cable | 125 | 500 |
| - | EA 162 - Protected Area Management | - | 500 |
| 377 | EA 164 - Central Scranton Park | 5,817 | 1,200 |
| 591 | EA 165 - George Town Landfill | 369 | - |
| 230 | EA 166 - Public Restrooms - Grand Cayman | 779 | 1,900 |
| 70 | EA 167 -Cayman Brac Public Parks | 434 | - |
| 1,654 | EA 168 - Infrastructure and Development | 865 | 5,158 |
| 34,448 | Total Executive Assets | 38,027 | 31,295 |
| | | | |
| 73,829 | Total Equity Investments (see previous page) + Executive Assets (as above) | 77,670 | 117,954 |

Government of the Cayman Islands

Capital Projects

Cayman Islands Government

Capital Projects Tracker

Effective Date of information on costs incurred to date: 30 September 2025

| Ministry: | Project Name | Total Project Cost 000s | Percentage Complete (as of 30 September 2025) | Time until completion | Cumulative costs incurred to 1 January 2025 000s | Cost incurred during period 1 January - 30 September 2025 000s | Estimated Capital Expenditure expected to be | | | | | Cost to be Capitalised 000s | Other costs related to project to be expensed 000s | Annual Operational Costs once complete 000s |
|-----------|---|----------------------------|--|-----------------------|---|---|--|------------------------|------------------------|------------------------|------------------------|--------------------------------|---|--|
| | | | | | | | 2025 FY Year 1 000s | 2026 FY Year 2 000s | 2027 FY Year 3 000s | 2028 FY Year 4 000s | 2029 FY Year 5 000s | | | |
| CAB | Weather Service Headquarters | 6,093 | 50% | 12 months | 592 | 1,517 | 4,939 | 1,369 | - | - | - | 6,093 | TBD | TBD |
| MCEI | Ministry of Border Control & Labour Customer Portal Enhancements | 1,400 | 86% | 12 months | 179 | 1,031 | 190 | - | - | - | 1,400 | 300 | 300 | |
| MCEI | Workforce Opportunities & Residency Cayman (WORC) System Buildout | 5,330 | 80% | 36 months | 3,030 | 1,231 | 1200 | 800 | 300 | - | - | 5,330 | TBD | TBD |
| MDAH | Customs Information Management System (CIMS)/ Customs Online System (COLS) | 3,266 | 75% | 36 months | 2,266 | 200 | 500 | 300 | - | - | 3,266 | TBD | TBD | |
| MDAH | Warehouse and HQ Renovation Customs & Border Control | 1,450 | 10% | 48 months | 84 | 150 | 650 | 500 | 300 | - | - | 1,450 | TBD | TBD |
| MDAH | Accommodations for Migrants | 4,500 | 10% | 48 months | 269 | 168 | 500 | TBD | TBD | TBD | TBD | 4,500 | TBD | TBD |
| MDAH | CBC Equipment, Generators, Computers etc | 1,250 | 7% | 48 months | 9 | 82 | 350 | 350 | 460 | - | - | 1,250 | TBD | TBD |
| MDAH | Border Control System upgrade | 1,450 | 0% | 36 months | - | - | 500 | 750 | 200 | - | - | 1,450 | TBD | TBD |
| MDAH | Biometrics for Improved Border Security for Customs & Border Control | 1,800 | 0% | 48 months | - | - | - | 1,000 | 800 | - | - | 1,800 | TBD | TBD |
| MDAH | Accommodation Wing - Cayman Brac | 8,735 | 88% | 2 years | 5,323 | 2,395 | 1,017 | - | - | - | - | 8,735 | TBD | TBD |
| MDAH | District Administration Main Building | 1,400 | 1% | 2 years | 5 | 14 | 25 | - | - | - | - | 1,400 | TBD | TBD |
| MDAH | New Prison Building - Design completed, Pre-construction work completed construction starts Q3 2025 | 215,500 | 0% | TBD | 1,033 | 1,080 | 743 | TBD | TBD | TBD | TBD | 215,500 | TBD | TBD |
| MDAH | Two (2) 1000-15000 gallon Tankers | 1,200 | 0% | TBD | - | - | TBD | TBD | TBD | TBD | TBD | 1,200 | TBD | TBD |
| MDAH | Cayman Brac Bay Extension and Vehicle Servicing Pit | 1,700 | 0% | TBD | 44 | - | TBD | TBD | TBD | TBD | TBD | 1,700 | - | - |
| MDAH | Construction of George Town Fire Station - Bay & Storage Addition | 1,011 | 95% | Jun-25 | 963 | 10 | TBD | TBD | TBD | TBD | TBD | 1,011 | - | TBD |
| MDAH | Two (2) Dual Appliance Truck for Little Cayman | 1,144 | 0% | TBD | - | - | 578 | 566 | TBD | TBD | TBD | 1,144 | - | TBD |

* TBD - To be determined

Government of the Cayman Islands

Capital Projects (continued)

| Ministry: | Project Name | Total Project Cost 000s | Percentage Complete (as of 30 September 2025) | Time until completion | Cumulative costs incurred to 1 January 2025 000s | Cost incurred during period 1 January - 30 September 2025 000s | Estimated Capital Expenditure expected to be | | | | | Cost to be Capitalised 000s | Other costs related to project to be expensed 000s | Annual Operational Costs once complete 000s |
|-----------|---|----------------------------|--|-----------------------|---|---|--|------------------------|------------------------|------------------------|------------------------|--------------------------------|---|--|
| | | | | | | | 2025 FY Year 1 000s | 2026 FY Year 2 000s | 2027 FY Year 3 000s | 2028 FY Year 4 000s | 2029 FY Year 5 000s | | | |
| MDAH | Airport Rescue and Firefighting Vehicles | 1,425 | 100% | Apr-25 | 793 | 577 | 56 | - | - | - | - | 1,425 | - | TBD |
| MDAH | Replacement Ladder Truck | 1,170 | 0% | TBD | - | - | TBD | TBD | TBD | TBD | TBD | 1,170 | - | TBD |
| MFED | Budget Software | 1,000 | 0% | 2 years | - | - | - | 1,000 | - | - | - | 1,000 | - | TBD |
| MISD | Enterprise High End Storage (EOL) | 1,500 | 0% | TBD | - | 1,092 | 1,500 | - | - | - | - | 1,500 | TBD | TBD |
| MHES | GTLF Remediation Project | TBD | TBD | TBD | - | 332 | TBD | TBD | TBD | TBD | TBD | TBD | TBD | TBD |
| MOE | New John Gray High School Project C | 6,200 | 100% | Sep-25 | 1,555 | 4,306 | 4,645 | - | - | - | - | 6,200 | - | - |
| MOE | Theoline McCoy Primary School Hall | 7,594 | 100% | Nov-25 | 6,645 | 657 | 949 | - | - | - | - | 7,594 | - | TBD |
| MOE | New Cayman Brac High School | 54,924 | 65% | Jul-26 | 12,411 | 10,572 | 31,121 | 11,392 | - | - | - | 54,924 | - | - |
| MOE | Lighthouse School Expansion | 26,828 | 7% | Aug-26 | 1,786 | 137 | - | - | - | - | - | 26,828 | - | TBD |
| MTT | Waterfront Tourism Experience | 4,000 | 99% | 4 years | 1,302 | 8 | 9 | - | - | - | - | 4,000 | TBD | TBD |
| MYSH | Cayman Islands Aquatic Centre | 4,000 | 65% | 1 year | 2,337 | 278 | 1,663 | - | - | - | - | 4,000 | - | - |
| MYSH | East End George Dixon Park | 1,600 | 16% | 2 years | 45 | 204 | 850 | 705 | - | - | - | 1,600 | - | - |
| OCP | Domain Awareness | 5,615 | 0% | TBD | - | - | 5,615 | - | - | - | - | 5,615 | TBD | TBD |
| PLAHI | Submarine Cable | 1,500 | 16% | TBD | 696 | 125 | TBD | TBD | TBD | TBD | TBD | 1,500 | TBD | TBD |
| PLAHI | Major Road Works (EA 148) | 12,500 | 0% | Ongoing | - | 11,712 | TBD | TBD | TBD | TBD | TBD | 11,712 | TBD | TBD |
| PLAHI | Central Scranton Park | 4,270 | 100% | Ongoing | - | 1,866 | - | - | - | - | - | 4,270 | TBD | TBD |
| PLAHI | Development of Online Products & Services - Introduction of: eDriver's Licenses, eRegistration of Vehicles, Digital Forms, Vehicle Safety Standards, Booking of written / road tests, Outreach & Marketing Plan, Transfers / Termination/Suspension of Vehicles, & Speed Remote Surveillance Cameras (Tonjjes / Police). | 1,420 | 0% | TBD | 317 | - | 393 | 393 | 393 | - | - | TBD | TBD | 1,420 |
| PLAHI | Modern Commercial Centre for the Agriculture Supplies. | 1,500 | 3% | TBD | 12 | 47 | TBD | TBD | TBD | TBD | TBD | 1,500 | TBD | TBD |

Government of the Cayman Islands

Investment in Statutory Authorities & Government Companies

| As at 30 June 2025 CI\$000 | Description | Equity Injection CI\$000 | Prior Period & Other Adjustments CI\$000 | Withdrawals CI\$000 | Surplus/ (Deficit) CI\$000 | As at 30 September 2025 CI\$000 |
|-------------------------------------|---|--------------------------------|---|------------------------|----------------------------------|--|
| 503 | Auditors Oversight Authority | - | - | - | 8 | 511 |
| (31,646) | Cayman Airways Limited | 5,308 | (3,033) | - | (2,992) | (32,363) |
| 172,608 | Cayman Islands Airports Authority | - | - | - | 3,982 | 176,590 |
| 41,465 | Cayman Islands Development Bank | 500 | - | - | 37 | 42,002 |
| 93,197 | Cayman Islands Monetary Authority | - | - | - | 776 | 93,973 |
| 53,473 | Cayman Islands National Insurance Company | - | - | - | (217) | 53,256 |
| 2,263 | Cayman Islands National Museum | - | (77) | - | (248) | 1,938 |
| 62,212 | Cayman Islands Port Authority | - | - | - | 45 | 62,257 |
| 11,411 | Cayman Islands Stock Exchange | - | - | - | 966 | 12,377 |
| 16,480 | Cayman National Cultural Foundation | - | - | - | (121) | 16,359 |
| 59,413 | Cayman Turtle Conservation and Education Centre Limited | 2,888 | (1,562) | - | (2,744) | 57,995 |
| 1,638 | Children & Youth Services Foundation | - | - | - | (168) | 1,470 |
| 18,347 | Civil Aviation Authority | - | (579) | - | 772 | 18,540 |
| (60,708) | Health Services Authority | - | 31,591 | - | 7,469 | (21,648) |
| 9,794 | Maritime Authority of the Cayman Islands | - | - | - | 1,232 | 11,026 |
| 592 | National Drug Council | - | - | - | 113 | 704 |
| 6,318 | National Gallery of the Cayman Islands | - | - | - | (125) | 6,193 |
| 40,068 | National Housing Development Trust | - | - | - | - | 40,068 |
| 5,880 | National Roads Authority | - | - | - | - | 5,880 |
| 2,494 | Sister Islands Affordable Housing Development Corporation | - | 1 | - | - | 2,495 |
| 13,349 | Tourism Attractions Board | - | (1) | - | (200) | 13,148 |
| 18,516 | University College of the Cayman Islands | 163 | (162) | - | 178 | 18,695 |
| 7,883 | Utility Regulation and Competition Office | - | - | - | 73 | 7,956 |
| 70,000 | Water Authority Cayman | - | - | - | 1,805 | 71,805 |
| 615,547 | Total | 8,859 | 26,177 | - | 10,641 | 661,225 |



CAYMAN ISLANDS
GOVERNMENT

CAYMAN ISLANDS GOVERNMENT

Unaudited Quarterly Financial Report for Nine-month Period Ended 30 September 2025

END